

























Quick Guide to ASMFC Species Stock Status






(Current as of August 2025)

SPECIES		OVERFISHED	OVERFISHING	ASSESSMENT & MANAGEMENT OVERVIEW
	American Eel	Depleted	Unknown	Stock status based on trend analysis in 2023 benchmark stock assessment. Measures implemented in 2013/2014 to reduce fishing mortality and prevent expansion of the fishery. Maine’s glass eel quota set at 9,688 pounds for 2025-2027. Coastwide yellow eel harvest cap reduced to 518,281 pounds based on continued population decline.
	Gulf of Maine/ Georges Bank (GOM/GBK)	N	N	Stock status based on 2020 benchmark assessment; 2018 abundance and recruitment estimated to be near record highs. 2024 Data Update indicates declines in abundance and slight improvements in recruitment since the 2020 assessment. Benchmark assessment underway for both stocks.
	Southern New England	Depleted	N	Stock status based on 2020 benchmark assessment; abundance and recruitment lowest on record.
	American Shad	Depleted	Unknown	Stock status based on 2020 benchmark assessment. Species depleted on coastwide basis, with recovery limited by restricted access to spawning habitat. Amendment 3 established 2013 moratorium unless river-specific sustainability can be documented.
	Atlantic Croaker	Unknown	Unknown	2020 TLA triggered management action for Mid-Atlantic and South Atlantic regions; changes to recreational and commercial fishery regulations implemented in 2021. Benchmark assessment underway.
	Atlantic Herring	Y	N	Stock status based on 2024 assessment update; SSB at 26% SSB target

SPECIES		OVERFISHED	OVERFISHING	ASSESSMENT & MANAGEMENT OVERVIEW
	Atlantic Menhaden	N	N	Stock status based on 2022 assessment update; use of ERPs approved by Board in 2020. Single-species assessment update and ERP benchmark assessment and peer review scheduled for 2025.
	Atlantic Striped Bass	Y	N	Stock status based on 2024 assessment update. Stock rebuilding deadline is 2029. To support stock rebuilding, Addendum II implemented more restrictive management measures to reduce fishing mortality in 2024, Draft Addendum III will consider additional management measures for 2026.
	Atlantic Sturgeon	Depleted	N	Stock status based on 2024 assessment update; coastwide abundance has likely increased since 1998 and total mortality is likely below reference point. Mixed results at DPS level. 40+ year moratorium implemented in 1998; listed in 2012 under the ESA.
	Black Drum	N	N	Stock status based on 2023 benchmark assessment; spawning biomass has been increasing; exploitation has remained at a higher, stable level since the early 2000s.
	Black Sea Bass	N	N	Stock status based on 2025 management track stock assessment; SSB estimated to be 2.8 times the biomass target.
	Bluefish	N	N	Stock status based on 2025 management track stock assessment. Amendment 2 (2021) established a 7-year rebuilding program, which will be in effect until biomass reaches target. Management track assessment scheduled for 2027.
	Coastal Sharks	Varies by species & species complex		

SPECIES	OVERFISHED	OVERFISHING	ASSESSMENT & MANAGEMENT OVERVIEW
	Cobia	N	<p>Stock status based on 2020 benchmark stock assessment. Pattern of rapid biomass increases in strong recruitment years followed by years of decline. Addendum II (2024) modifies recreational allocation framework, allows Board to quickly update allocations if underlying data are revised, expands range of data used in harvest evaluations, and allows Board to set management measures for longer periods.</p>
	Horseshoe Crab	Unknown	<p>Stock status based on 2024 benchmark assessment update; NE region stock stable; NY region stock poor; and DE Bay and SE region stocks good. Coastwide abundance has fluctuated, with many surveys decreasing after 1998 but increasing in recent years. ARM Framework used since 2013 to set harvest levels for DE Bay-origin horseshoe crabs. ARM Framework Revision adopted via Addendum VIII in 2022.</p>
	Jonah Crab	Not Depleted Compared to Historic Lows	<p>Stock status based on 2023 benchmark assessment; coastwide population abundance remains above historic lows but recent declines in landings and CPUE should be closely monitored. Measures implemented to prevent harvest of immature crabs and cap fishery to limit expansion.</p>
	Northern Shrimp	Depleted	<p>Stock status based on 2024 stock assessment update; 2024 SSB estimated to be the lowest in the time series and recruitment has remained below the time series average over the past decade. Environmental conditions continue to be unfavorable to rebuilding. Moratorium in place since 2014 to protect remaining spawning population. Amendment 4 (2025) provides Section the ability to set moratoria for up to 5 years, if desired.</p>

SPECIES		OVERFISHED	OVERFISHING	ASSESSMENT & MANAGEMENT OVERVIEW
 Red Drum	Northern Region	N	N	Stock status based on 2024 benchmark stock assessment. Draft Addendum II has been initiated to allow the Sciaenids Board to address the southern region's negative stock status and concern with increasing fishing mortality observed in the northern region in recent years.
	Southern Region	Y	Y	
 River Herring		Depleted	Unknown	Stock status based on 2024 benchmark assessment. No significant trends were detected coastwide and results varied by river. Amendment 2 established 2012 moratorium unless river-specific sustainability can be documented.
 Scup		N	N	Stock status based on 2025 management track stock assessment; SSB estimated to be over 3 times its target. Management track assessment scheduled for 2027.
 Spanish Mackerel		N	N	Stock status based on 2022 stock assessment update, which found stock status unchanged. However, if the high fishing mortality rate seen in 2020 continues, the stock may fall into an overfishing status.
 Spiny Dogfish		N	N	Stock status based on 2023 management track assessment; Despite a decline in stock productivity, SSB estimated to be 101% of the target and F to be 89% of the threshold.
 Spot		Unknown	Unknown	2020 TLA triggered management action for Mid-Atlantic and South Atlantic regions; changes to recreational/commercial fishery regulations implemented in 2021. Benchmark assessment will be initiated following completion of Atlantic croaker assessment.

SPECIES		OVERFISHED	OVERFISHING	ASSESSMENT & MANAGEMENT OVERVIEW
	Spotted Seatrout	Unknown	Unknown	No range-wide assessment. Omnibus Amendment includes measures to protect spawning stock & established 12" minimum size limit.
	Summer Flounder	N	N	Stock status based on 2025 assessment which found the stock to be not overfished and no longer experiencing overfishing. Management track assessment scheduled for 2027.
	Massachusetts – Rhode Island	N	N	Stock status based on 2021 assessment update, which found improvements in all regions. Assessment update scheduled for 2025.
	Long Island Sound	N	N	
	New Jersey – New York Bight	Y	N	
	Delaware/Maryland/Virginia	N	N	
	Weakfish	Depleted	N	Stock status based on 2019 assessment update. Species depleted since 2003; population experiencing high levels of natural mortality, preventing stock recovery. Harvest limited to 1 fish bag limit and a 100 pound commercial bycatch limit. 2025 stock assessment update was not accepted for management use. A benchmark stock assessment is scheduled to begin in 2026.
	Winter Flounder			
	Gulf of Maine	Unknown	N	Stock status based on 2022 management track assessment; abundance indices relatively flat over time series with an increase in 2021/2022.
	South New England/ Mid-Atlantic	N	N	Stock status based on 2022 management track assessment; SSB at record lows despite sustained low levels of fishing mortality. Recruitment has declined sharply since 1980s and remains near time series low. Management track assessment scheduled for both stocks in 2025. 2026 research track has been postponed.

For more information about the Commission's fisheries management program or any of the above species go to <https://asmfc.org/species/> or click on the species name within the table.

What Does a Status Mean?

Unknown - There is no accepted stock assessment to estimate stock status.

Depleted - Reflects low levels of abundance though it is unclear whether fishing mortality is the primary cause for reduced stock size

Overfished - Occurs when stock biomass falls below the threshold established by the FMP, impacting the stock's reproductive capacity to replace fish removed through harvest, and that decline is driven primarily by fishing mortality.

Overfishing - Removing fish from a population at a rate that exceeds the threshold established in the FMP, impacting the stock's reproductive capacity to replace fish removed through harvest.

Benchmark stock assessment - A full analysis and review of stock condition, focusing on the consideration of new data sources and newer or improved assessment models. This assessment is generally conducted every 3-5 years and undergoes a formal peer review by a panel of independent scientists who evaluate whether the data and the methods used to produce the assessment are scientifically sound and appropriate for management use.

Stock assessment update - Incorporates data from the most recent years into a peer-reviewed assessment model to determine current stock status (abundance and overfishing levels)

Management track or operational assessments – Part of the Northeast Fisheries Science Center's (NEFSC) stock assessment process (management track) and the Southeast Data, Assessment, and Review's (SEDAR) stock assessment process (operational). Provide routine, scheduled, and updated advice to directly inform management actions. Management track and operational assessments ensure that stock status is updated on a regular and predictable basis.

Research track assessments – Part of the NEFSC's and SEDAR's stock assessment process and are complex scientific efforts that are designed to be carried out over several years. They can (1) focus on research topics for on one or more individual stocks, (2) evaluate an issue or new model/tool that could apply to many stocks and/or (3) consider extensive changes in data, model, or stock structure. Research assessments can provide the basis for future management assessments.

List of Acronyms

ARM – Adaptive Resource Management

ERPs – ecological reference points

ESA – Endangered Species Act

F – Fishing mortality

MSY – maximum sustainable yield

SPRs – spawning potential ratio

SSB – spawning stock biomass

TLA – Traffic Light Analysis