



---

# Recreational Harvest Overview

## Waves 1-4

---


October 2012





# Scup MRFSS Estimated Harvest, w 1-4

	Harvest (no. of fish)	Harvest (lbs of fish)
<b>MA</b>	<b>898,362</b>	<b>1,221,092</b>
<b>RI</b>	<b>214,846</b>	<b>202,843</b>
<b>CT</b>	<b>548,318</b>	<b>542,345</b>
<b>NY</b>	<b>373,185</b>	<b>440,772</b>
<b>No. Region</b>	<b>2,034,711</b>	<b>2,407,051</b>
<b>No Region Target</b>		<b>8,196,500</b>
<b>NJ</b>	<b>53,183</b>	<b>53,037</b>
<b>DE</b>	<b>25</b>	<b>37</b>
<b>VA</b>	<b>0</b>	
<b>NC</b>	<b>5,173</b>	<b>6,759</b>





# Summer Flounder MRFSS Estimated Harvest, wave 1-4

	<b>2012 Target</b>	<b>Harvest (no. of fish) w 1-4</b>	<b>Harvest (lbs of fish) w 1-4</b>
<b>NH</b>		<b>237</b>	<b>628</b>
<b>MA</b>	<b>153,089</b>	<b>75,353</b>	<b>167,929</b>
<b>RI</b>	<b>157,885</b>	<b>100,919</b>	<b>280,743</b>
<b>CT</b>	<b>104,324</b>	<b>48,974</b>	<b>161,418</b>
<b>NY</b>	<b>491,642</b>	<b>357,764</b>	<b>1,469,034</b>
<b>NJ</b>	<b>1,090,407</b>	<b>978,669</b>	<b>2,606,403</b>
<b>DE</b>	<b>87,536</b>	<b>37,468</b>	<b>115,287</b>
<b>MD</b>	<b>82,340</b>	<b>33,362</b>	<b>90,871</b>
<b>VA</b>	<b>465,661</b>	<b>292,088</b>	<b>752,037</b>
<b>NC</b>	<b>156,286</b>	<b>32,674</b>	<b>54,790</b>



# Black Sea Bass MRFSS Estimates, wave 1-4


STATE	Number of Fish Harvested	Pound of Fish Harvested	Total Discards	Dead Discards*	Total Catch (number of fish)	Informal Target (No. of Fish)
ME	0	0	64	10	10	
NH	2,882	4,447	524	79	2,960	
MA	403,450	1,028,121	790,434	118,565	522,015	
RI	62,053	190,508	407,476	61,121	123,174	
CT	59,238	136,431	403,698	60,555	119,793	
NY	228,949	415,745	1,802,194	270,329	499,278	
NJ	468,952	685,815	2,790,776	418,616	887,568	
<b>Northern Region (MA-NJ)</b>	<b>1,222,642</b>	<b>2,456,621</b>	<b>6,194,577</b>	<b>929,187</b>	<b>2,151,829</b>	<b>868,000</b>
DE	35,151	50,958	168,009	25,201	60,352	
MD	20,916	27,955	273,584	41,038	61,953	
VA	6,934	9,267	486,744	73,012	79,946	
NC-NofH **	2,591	4,609	71,346	10,702	13,293	
<b>Southern Region (VA-NC)</b>	<b>65,592</b>	<b>92,788</b>	<b>999,683</b>	<b>149,953</b>	<b>215,545</b>	<b>84,857</b>
<b>TOTAL (ME-NC)</b>	<b>1,291,116</b>	<b>2,553,856</b>	<b>7,194,848</b>	<b>1,079,227</b>	<b>2,370,343</b>	<b>952,857</b>

<b>State</b>	<b>Minimum Size (inches)</b>	<b>Possession Limit</b>	<b>Open Season</b>
<b>Massachusetts</b>	<b>14</b>	<b>10 fish</b>	<b>May 11-June 24</b>
		<b>20 fish</b>	<b>June 25-October 31</b>
<b>Rhode Island</b>	<b>13</b>	<b>15 fish</b>	<b>June 15-December 31</b>
<b>Connecticut</b>	<b>13</b>	<b>15 fish</b>	<b>June 15-December 31</b>
<b>New York</b>	<b>13</b>	<b>15 fish</b>	<b>June 15-December 31</b>
<b>New Jersey</b>	<b>12.5</b>	<b>25 fish</b>	<b>May 19- September 3, September 23-October 14, and November 1-December 31</b>
<b>Delaware</b>	<b>12.5</b>	<b>25 fish</b>	<b>May 22 to October 14 and November 1 to December 31</b>
<b>Maryland</b>	<b>12.5</b>	<b>25 fish</b>	<b>May 22 to October 14 and November 1 to December 31</b>
<b>PRFC</b>	<b>12.5</b>	<b>25 fish</b>	<b>May 19 to October 14 and November 1 to December 31</b>
<b>Virginia</b>	<b>12.5</b>	<b>25 fish</b>	<b>May 19 to October 14 and November 1 to December 31</b>
<b>North Carolina (North of Cane</b>	<b>12.5</b>	<b>25 fish</b>	<b>May 19 to October 14 and November 1 to December 31</b>



## Black Sea Bass, millions of pounds

	<b>ACL</b>	<b>ACT</b>	<b>RHL</b>
<b>2012</b>	<b>2.52</b>	<b>1.86</b>	<b>1.32</b>
<b>2013</b>	<b>2.37</b>	<b>2.37</b>	<b>1.84</b>
<b>Estimated MRFSS</b>	<b>2.55</b>		
<b>Estimated MRIP</b>	<b>2.2</b>		



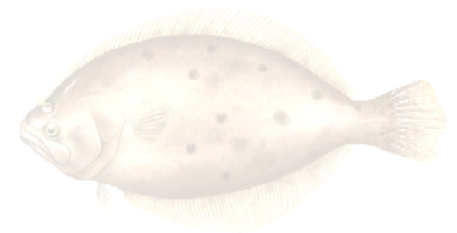


---

## Mean Weight

---

- 2009: 1.43 pounds
- 2010: 1.44 pounds
- 2011: 1.40 pounds
- 2012: 1.99 pounds



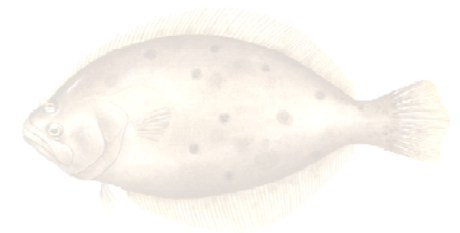


---

# Federal Water Closure

---

- On October 23 NOAA Fisheries released the closure of the recreational black sea bass fishery
- Effective November 1, 2012
- Federal waters currently closed







## Overage as of wave 4

- Overage = Harvest- RHL
  - $2.55 - 1.32 = 1.23$  million pounds – NOT FINAL
- In the federal plan overages come out of the following year quota (can not average year 1 of AMs)
- Additional overage will be calculated for the wave 5 and 6 harvest
- 2011 wave 5 harvest was 1.2 million pounds

