



# **American Shad and River Herring Assessments**

Shad and River Herring Management  
Board

May 3, 2016



# Most Recent Stock Assessments

- 2007 American Shad Benchmark Stock Assessment
- 2012 River Herring Benchmark Stock Assessment



# 2017 River Herring Stock Assessment Update

- Recommendation in 2012 assessment was an update in 5 years and benchmark in 10 years
- Short time series of beneficial monitoring efforts due to Amendment 2
- Need to develop robust stock-specific ocean bycatch estimates
- Proposed move from 2018 to 2017 due to NOAA Fisheries revisiting Endangered Species Act listing determination made in 2013



# 2018 American Shad Stock Assessment

- Assessment update with the potential to change to a benchmark assessment
- Short time series of beneficial monitoring efforts due to Amendment 3
- Need to develop robust stock-specific ocean bycatch estimates
- Proposed move from 2017 to 2018 to accommodate River Herring Assessment



# Stock Assessment Timetables

- Webinar with Technical Committees and Stock Assessment Subcommittees in late May
  - Need to repopulate Stock Assessment Subcommittees
- Joint Data Workshop in Fall 2016
- Efforts following Data Workshop focused on completing River Herring Assessment in 2017
- Upon completion of the River Herring Assessment, efforts will focus on completing American Shad Assessment in 2018



# River Herring Data Standardization Workshop

Presented to Shad and River Herring  
Management Board

May 3, 2016



# Background



- May 2015
  - The TC and members of the TEWG recommended to the Board that a workshop on data collection and standardization be conducted
    - Focus on fishery independent survey programs
  - Recommendation follows research needs outlined in 2012 River Herring Assessment



# Data Standardization Workshop

- November 2015
  - 2.5 day workshop in Baltimore, MD
  - 30 participants including 15 state agencies, 2 federal agencies (NOAA & USFWS), 1 Federally recognized Tribe, and Canada DFO
  - Each agency provided monitoring program information and overview





# Results

- Recommendations made by the group by survey design type
  - Highlighting resource needs and urgency
- Recommendations on biological sampling
- Workshop Report now available online





# **Update on Activities of the River Herring Technical Expert Working Group**

Presented to Shad and River Herring  
Management Board


May 3, 2016



# TEWG Activities in 2015

## Highlights

- Conservation Plan online
- Funding of river herring run counts in the St. Croix Watershed
- Dam removal on the Exeter River and barrier removals in Connecticut
- NMFS participation in the Northeast Fisheries Climate Vulnerability Assessment



# Going Forward

- Full TEWG Meetings will be twice a year
- Annual Report of previous year's activities will be published in early 2017
  - 2015 Summary is almost complete





# 2015 Shad and River Herring FMP Review and Compliance


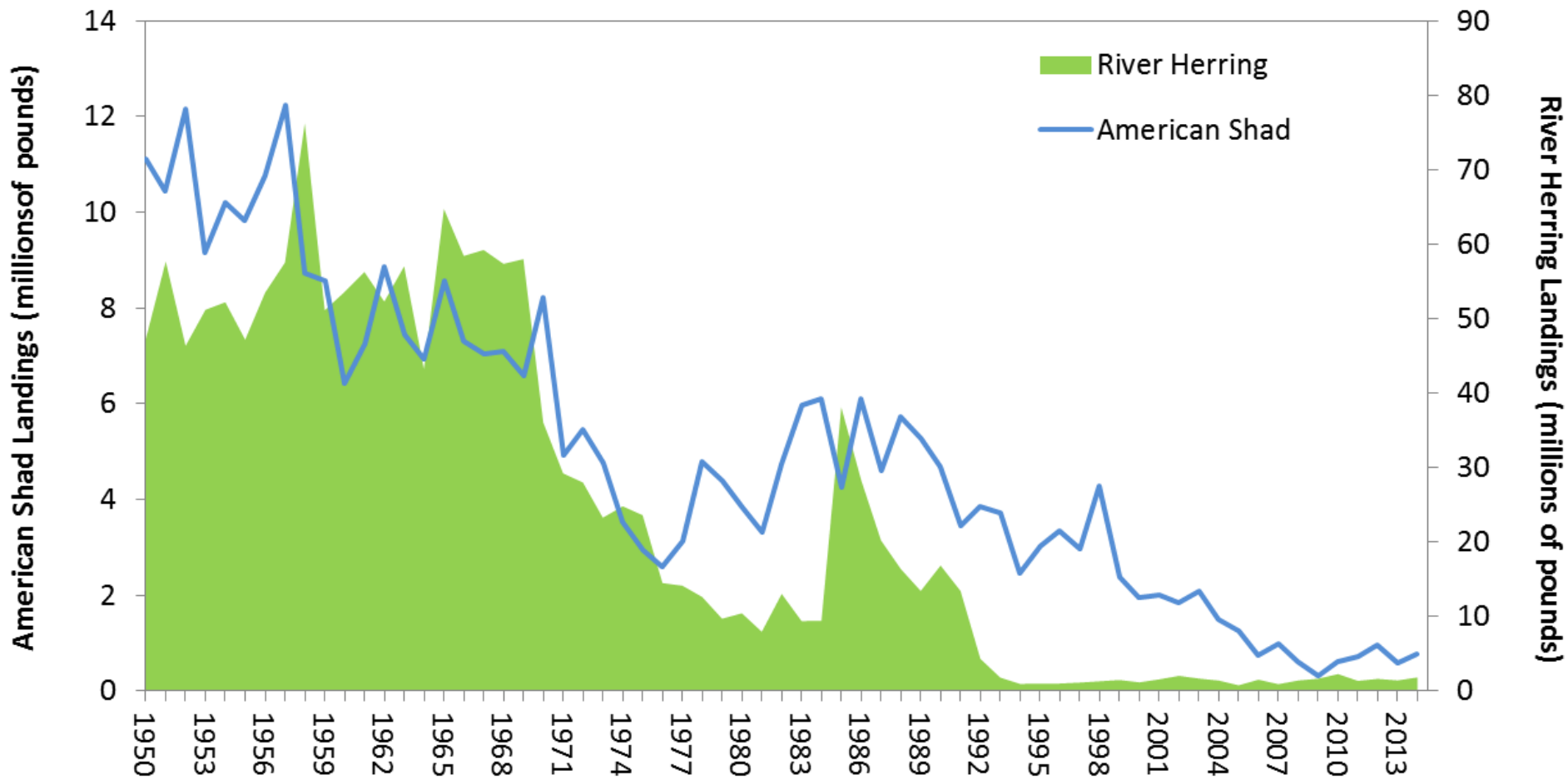
Presented to Shad and River Herring  
Management Board

May 3, 2016



# American Shad & River Herring Commercial Landings

Source: ASMFC Compliance Reports 2015



# River Herring Passage Counts

- ME, NH, MA, RI, CT, PA, MD, and SC
- Coastwide: 2.86 million river herring
- Coastwide: 747,793 shad



# Coastwide Stocking

- Occurring in ME, MA, PA, NC, SC
- American shad: 26.4 million
- Alewife: 296,267





# Sturgeon Interactions

- **101 interactions were reported**
- **RI, CT, NJ, NC, SC, GA**
- **All released alive, with the exception of one fatality.**



# *De minimis*

## Shad

- ME, NH, MA, FL

## River herring

- NH, MA, FL

- All of these states meet the requirements for *de minimis*.

