




Proposed Measures for 2020: Addendum VI Implementation Plans and Conservation Equivalency Proposals




**Striped Bass Management Board
February 4, 2020**

Outline




- Brief Review of Addendum VI
- Review of State Implementation Plans and CE Proposals
- Technical Committee Report
- Law Enforcement Committee Report
- Questions



Review of Addendum VI




- Board approved Addendum VI in October 2019
- The Addendum aims to address overfishing and reduce F to the target in 2020 (-18%)
 - Commercial fishery quota reduced by 18%
 - Ocean (rec): 1 fish @ 28" to < 35" slot
 - Chesapeake Bay (rec): 1 fish @ 18" min size
 - States can submit for CE to implement different measures (-18% at the state-level)
 - Circle hooks required when fishing with bait in recreational fisheries



Implementation Timeline




- Nov 30, 2019: states submit implementation plans and CE proposals
 - TC review in December and January
 - LEC review in January
- **Feb 2020: Board review and consider approving state proposals**
- Apr 1, 2020: states implement fishery regulations
- Jan 1, 2021: states implement circle hook requirements





Implementation Plans And CE Proposals



Summary of Proposals




- Most states submitted CE proposals; some with several options
 - Potential for coastwide (or regional) consistency
 - Potential for disparate measures
- Proposed measures include combinations of:
 - bag limits, size limits, season closures, no-targeting, and sector/mode specific measures
- Only proposed measures that were accepted by the TC based on technical merit are provided
- Circle hooks do not count towards reductions






Recreational Measures



ME, NH, MA



Option	Predicted Reduction	Mode/Region	Size Limit	Bag Limit	Open Season
Maine					
ME-1	Add VI	All	28" to < 35"	1	All Year
New Hampshire					
NH-1	Add VI	All	28" to < 35"	1	All Year
Massachusetts					
MA-1	Add VI	All	28" to < 35"	1	All Year



RI, CT



Option	Predicted Reduction	Mode/Region	Size Limit	Bag Limit	Open Season
Rhode Island					
RI-A	Add VI	All	28" to < 35"	1	All Year
RI-B	-25.7%	All	32" to < 40"	1	All Year
RI-C	-19.0%	PR/SH	32" to < 40"	1	All Year
		FH	30" to < 40"	1	All Year
Connecticut					
CT-A	Add VI	All	28" to < 35"	1	All Year



NY (Ocean)




Option	Predicted Reduction	Mode/Region	Size Limit	Bag Limit	Open Season
New York Ocean					
NY-1	Add VI	All	28" to < 35"	1	5.1 - 11.30
NY-2	-21.0%	All	28" to < 38"	1	5.1 - 11.30
NY-3	-25.5%	All	30" to < 40"	1	5.1 - 11.30
NY-4	-20.0%	All	30" to < 42"	1	5.1 - 11.30
NY-5	-27.0%	All	32" to < 40"	1	4.15 - 12.15
NY-6	-21.7%	All	32" to < 44"	1	5.1 - 11.30
NY-7	-20.3%	All	28" to < 35" or > 44"	1	5.1 - 11.30
NY-8	-19.9%	All	34" min	1	5.1 - 11.30
NY-9	-19.7%	All	35" min	1	4.15 - 12.15
NY-10	-18.7%	FH	31" min	1	5.1 - 11.30



NY (HR and DE River)




Option	Predicted Reduction	Mode/Region	Size Limit	Bag Limit	Open Season
New York HR - North of GW Bridge (River Mile 12)					
NYH-1	-5.2%	HR	18" to < 28"	1	4.1 - 11.30
NYH-2	-6.6%	HR	18" to < 28" or > 44"	1	4.1 - 9.30
NYH-3	-6.7%	HR	18" to < 28"	1	4.1 - 9.30
New York DE River					
NYD-1	Add VI	DE River	28" to < 35"	1	All Year



Regional (RI – CT – NY)



Option	Predicted Reduction	Mode/Region	Size Limit	Bag Limit	Open Season
Regional Proposal (Rhode Island/Connecticut/New York)					
REG-A	-20.9%	All	28" to < 35"	1	All Year
REG-B	-20.1%	All	30" to < 40"	1	All Year
REG-C	-20.0%	PR/SH	30" to < 40"	1	All Year
		FH	28" to < 37"	1	All Year



NJ, PA




Option	Predicted Reduction	Mode/Region	Size Limit	Bag Limit	Open Season
^ New Jersey					
NJ-R1	-35.9%	All	24" to < 28"	1	All Year^
NJ-R2	-34.9%	All	24" to < 29"	1	All Year^
NJ-R3	Add VI	All	28" to < 35"	1	All Year
NJ-R4	-46%	All	28" to < 34"	1	All Year
NJ-R5	-27%	All	35" min	1	All Year
NJ-R6	-20%	All	33" min	1	All Year
Pennsylvania - Delaware Estuary and River					
PA-1	Add VI	DE Estuary	28" to < 35"	1	1.1 - 3.31, 6.1 - 12.31
	-19.0%	DE Estuary	21" to < 24"	2	4.1 - 5.31
	Add VI	DE River (Non Tidal)	28" to < 35"	1	All Year



DE, MD (ocean)



Option	Predicted Reduction	Mode/Region	Size Limit	Bag Limit	Open Season
Delaware					
DE-1	-18.0%	Ocean	28" to < 38"	1	All Year
DE-2	-20.0%	Ocean	28" to < 35"	1	All Year
DBAY-1	-	Bay, River, Tribs	20" to < 25"	1	7.1 - 8.31
Maryland Ocean					
MD-1	Add VI	Ocean, All	28" to < 35"	1	All Year



MD (Bay)



Option	Predicted Reduction	Mode/Region	Size Limit	Bag Limit	Open Season
† Maryland Chesapeake Bay					
MD-2a	-20.8%	All	35" min	1	5.1 - 5.15
		All	19" min; only 1 fish > 28"	2	5.16 - 7.4, 9.1 - 12.6
		All	19" min	1	8.1 - 8.31
MD-2b	-20.6%	All	35" min	1	5.1 - 5.15
		All	19" min; only 1 fish > 28"	2	5.16 - 7.4, 9.1 - 11.30
		All	19" min	1	8.1 - 8.31
MD-2c	-20.7%	All	35" min	1	5.1 - 5.15
		All	19" min; only 1 fish > 28"	2	5.16 - 7.9, 10.1 - 12.6
		All	19" min	1	8.1 - 9.30
MD-2d	-20.7%	All	35" min	1	5.1 - 5.15
		PR/SH	19" min	1	5.16 - 8.16, 9.1 - 12.10
		FH	19" min; only 1 fish > 28"	2	

DC, PRFC




Option	Predicted Reduction	Mode/Region	Size Limit	Bag Limit	Open Season
District of Columbia					
DC-1	Add VI	All	18" min	1	5.16 - 12.31
Potomac River Fisheries Commission					
TROPHY-1	20.5%	Spring	35" min	1	5.1 - 5.15
PRFC-1	20.5%	Sum/Fall	20" min	2	5.16 - 7.6, 8.21 - 12.31
PRFC-2	20.5%	Sum/Fall	20" min	2	5.16 - 6.30, 9.1 - 12.31
PRFC-3	20.5%	Sum/Fall	20" min	2	8.8 - 12.31
PRFC-4	20.5%	Sum/Fall	20" min	2	5.16 - 6.6, 11.18 - 12.31



VA, NC




Option	Predicted Reduction	Mode/Region	Size Limit	Bag Limit	Open Season
Virginia					
VA-1	-23.4%	Ocean	28" to ≤ 36"	1	1.1 - 3.31, 5.16 - 12.31
		Bay	20" to ≤ 36"	1	5.16 - 6.15, 10.4 - 12.31
North Carolina					
NC-1	Add VI	Ocean	28" to < 35"	1	All Year



Commercial Measures



- ME, NH, CT, PA, DC
 - No commercial Fisheries
 - No allocation of quota to recreational sector
- NJ
 - No commercial fishery
 - Allocates quota to recreational bonus program



MA, RI, NY



Option	Proposed Change in Quota	Gear/Region	Size Limit	Quota (pounds)	Open Season
Massachusetts					
MA-2a	Add VI	H&L	34" min	713,246	6.23 - 12.31, Mon and Thurs only. 2-fish or 15-fish limit depending on permit.
MA-2c-1(a)	-18%	H&L	28" min	658,260	
MA-2c-2(a)	-18%	H&L	35" min	735,240	
MA-2c-3(a)	-18%	H&L	28" to < 35"	454,027	
Rhode Island					
RI-A	-18%	GC	34" min	90,822	5.20 - 6.30, 7.1 - 12.31
		FFT	26" min	58,067	4.1 - 12.31
New York					
NY-A	Add VI	All	28" to < 38"	652,552	6.1 - 12.15, limited entry. 6-8" stretched mesh for GN
NY-D1	-18%	All	24" to < 36"	622,122	
NY-D2	-18%	All	26" to < 38"	640,718	



NJ (bonus program)



- NJ allocates its commercial quota to a rec bonus program
- Reduction achieved entirely through rec measures

Option	Change in Quota	Gear/Region	Size Limit	Quota (pounds)
New Jersey				
NJ-C1	0%	H&L	24" to < 28"	215,912 (177,048 with R6)
NJ-C2	0%	H&L	24" to < 29"	218,464 (179,140 with R6)
NJ-C3	0%	H&L	35" min size	459,898
NJ-C4	0%	H&L	24" to < 28" OR ≥ 43"	215,912 (500 trophy permits)
NJ-C5	0%	H&L	24" to < 28" OR ≥ 43"	215,912 (1000 trophy permits)
NJ-C6	0%	H&L	24" to < 29" OR ≥ 43"	218,464 (500 trophy permits)
NJ-C7	0%	H&L	24" to < 29" OR ≥ 43"	218,464 (1000 trophy permits)



DE, MD (ocean), VA (ocean), NC



Option	Proposed Change in Quota	Gear/Region	Size Limit	Quota (pounds)	Open Season
Delaware					
DE-1	-18%	GN	28" min	113,021	2.15 - 5.31 (NR closes 3.30), 11.15 - 12.31
		GN (Spring)	20" min		
		H&L	28" min	5,948	4.1 - 12.31
DE-2	-1.8%	GN	28" min	135,350	2.15 - 5.31 (NR closes 3.30), 11.15 - 12.31
		GN (Spring)	20" min		
		H&L	28" min	7,124	4.1 - 12.31
Maryland					
MD-3a	-1.8%	TRL, GN	24" min	89,094	1.1 - 5.31, 10.1 - 12.31
Virginia					
VA-1	-9.8%	Ocean	28" min	125,034	1.16 - 12.31
North Carolina					
NC-1	-18%	Ocean	28" min	295,495	12.1 - 11.30



MD, PRFC, VA (Ches Bay)




Option	Proposed Change in Quota	Gear/Region	Size Limit	Quota (pounds)	Open Season
Maryland Chesapeake Bay					
MD-4a	-1.8%	GN	18" to < 36"	1,445,394	1.1 - 2.29, 12.1 - 12.31
		H&L, HS			6.1 - 11.30
		PN			6.1 - 12.31
Potomac River Fisheries Commission					
PRFC-1	-1.8%	GN	18" min	349,405	1.1 - 3.25, 9.9 - 12.31
		PN		127,748	2.15 -3.25, 6.1 - 12.15
		H&L		81,959	1.1 - 3.25. 6.1 - 12.31
		Misc.		13,749	2.15 -3.25, 6.1 - 12.15
Virginia Chesapeake Bay					
VA-1	-7.7%		18" min	983,393	1.16 - 12.31

Circle Hooks



- The use of circle hooks is required when recreationally fishing for striped bass with bait
 - Implementation timeline = January 1, 2021
 - Not enough info for thorough vetting at this time
 - States using 2020 for scoping, developing education programs, and outreach materials
- TC requests states resubmit implementation plans for circle hook provisions later in 2020
 - August deadline?






Technical Committee Report





Technical Review of Addendum VI State Implementation Plans and Conservation Equivalency Proposals




Striped Bass Management Board

February 4, 2020


Uncertainties, Caveats, General Comments



- High level of uncertainty in reductions due to:
 - changes in angler behavior (effort)
 - size structure and distribution of the population
 - These changes are difficult to account for and cannot be accurately quantified
- Greater certainty in % reductions for simple measures (bag/size limits) relative to more complex measures (slot limits, trophy fish options, and sector-specific regulations).




- Predicted 18% coastwide reduction may be different after accounting for CE measures
 - The expected % reduction w/ CE proposals cannot be evaluated until all jurisdictions implement 2020 management measures
- Potential for no recreational regulatory consistency along the Coast or in Chesapeake Bay w/CE



Uncertainties, Caveats, General Comments




- Enforcement of proposed regulations needs to be considered:
 - Interpretation of slot
 - Potential to have differing regulations in neighboring states, w/in CB
- Most states have yet to develop circle hook regulations, thus states should resubmit implementation plans prior to 2021 for circle hook provisions to be evaluated



“No Targeting” Provisions




- TC supports closed seasons to reduce effort and discard mortality
 - Predicted savings are highly uncertain due to current data limitations
 - Determining a reasonable assumption to predict expected savings under a “no targeting” provision remains a challenge



Addendum VI Quota Increases




- The TC supports the use of SPR based calculations in CE proposals and has accepted proposals using this methodology
- It should be noted however, that although technically sound, several of these proposals result in commercial quota increases relative to a states Add. VI quota






Law Enforcement Committee Comments



LEC Comments




- Simple measures are preferred to ensure greatest compliance and enforceability
- Sector-specific measures (e.g., private vs for-hire) creates enforcement and compliance challenges
- Different regulations between neighboring states and in adjoining waters presents special enforcement challenges, and are often confusing to anglers.



LEC Comments



- Absent of a definition, a “no targeting” provision is impossible to enforce
- Officers may not prioritize enforcement of certain FMP regulations if they know it is not enforceable and will not stand in court





Questions?

