



# Atlantic Herring Draft Addendum III



Atlantic Herring Management Board  
Tuesday February 4, 2020

# Outline



- Timeline
- Purpose
- Overview
- Management Issues and Options
- Implementation
- Questions

# Timeline



|                                |  |
|--------------------------------|--|
| October 2019                   | Board Initiates Draft Addendum III   |
| December 2019-<br>January 2020 | PDT Developed Draft Addendum III   |
| <b>February 2020</b>           | Board Reviews Draft Addendum III<br>and Considers Approval for Public<br>Comment |
| March- April 2020              | Public Comment Period  |
| May 2020                       | Board Reviews Public Comment;<br>Final Approval of Addendum III                  |

# Purpose



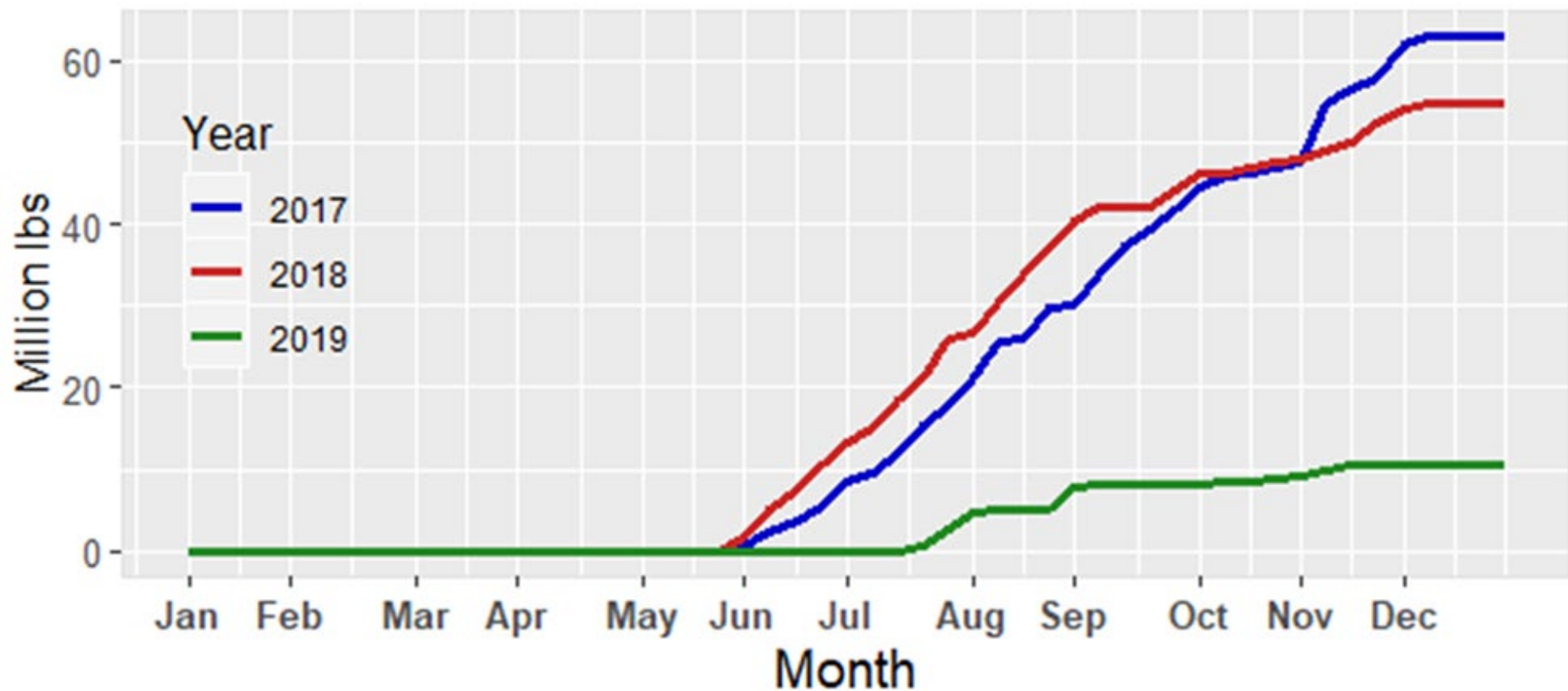
- The 2019 sub-ACL was significantly reduced from recent years in response to the 2018 stock assessment
- In 2019 the chosen combination of effort controls and quota allocation resulted in short, infrequent windows for fishing thus making trips less economical
- To avoid continual closures and manage landings more efficiently, new allocations and management tools are needed

# Current Management Tools



- Quota Allocation (Amendment 3)
  - Bi-monthly
  - Trimester
  - Seasonal
- Effort Controls by Permit Category (A,C, and D)
  - Landing Days
  - Weekly Landing Limits
  - Designation of Carrier Vessels
  - Category C and D: Small Mesh Bottom Trawl
- Challenges to using current tools under low quota

# . Atlantic herring landings by month



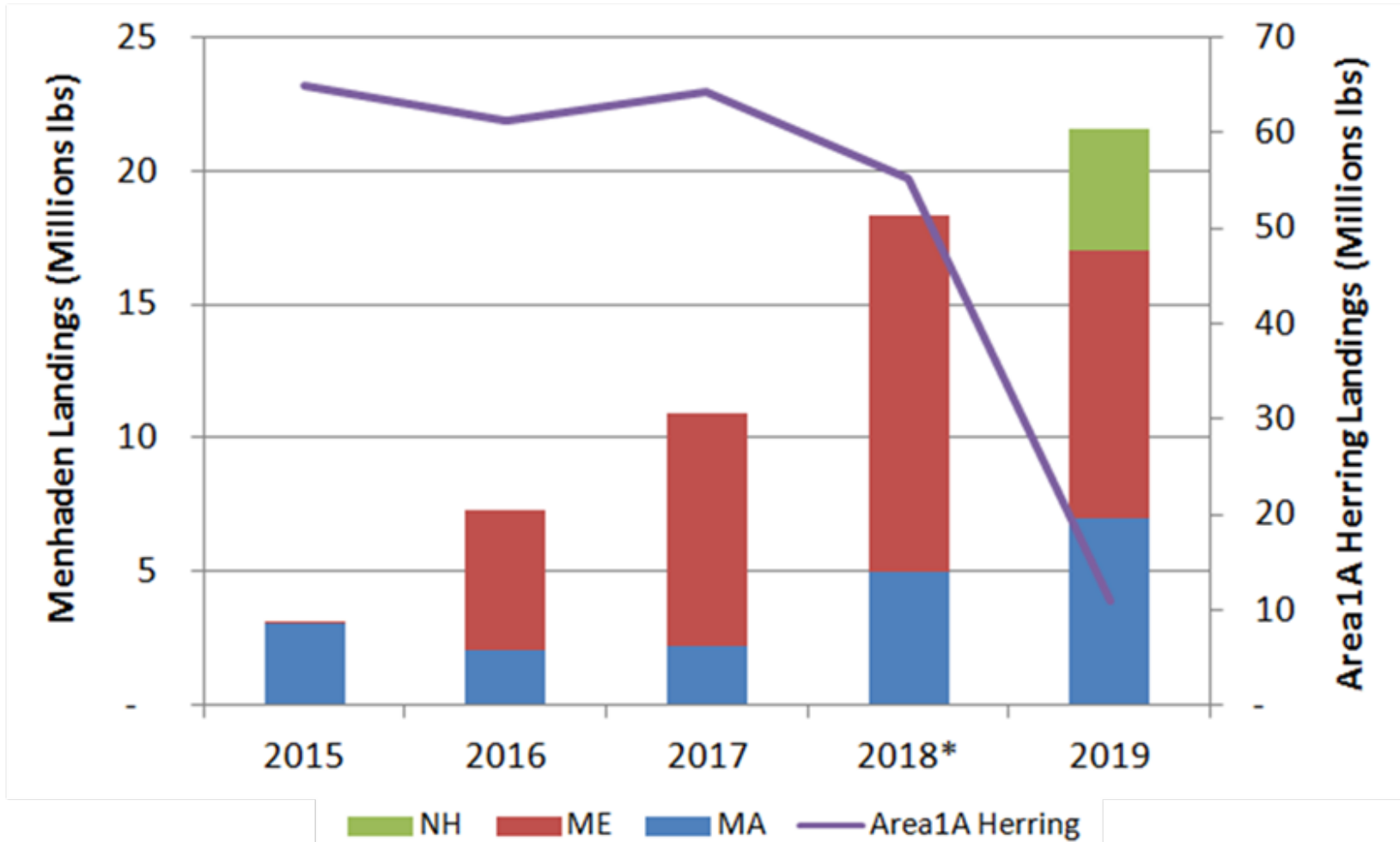
# Relevant Federal Permits



- **Limited access for all management areas (A)**
  - Purse Seine, Midwater Trawl, and Bottom Trawl
- **Limited access incidental catch for 25 mt per trip (C)**
  - Bottom Trawl
- **Open access incidental catch for 3 mt per trip (D)**
  - Bottom Trawl and Other

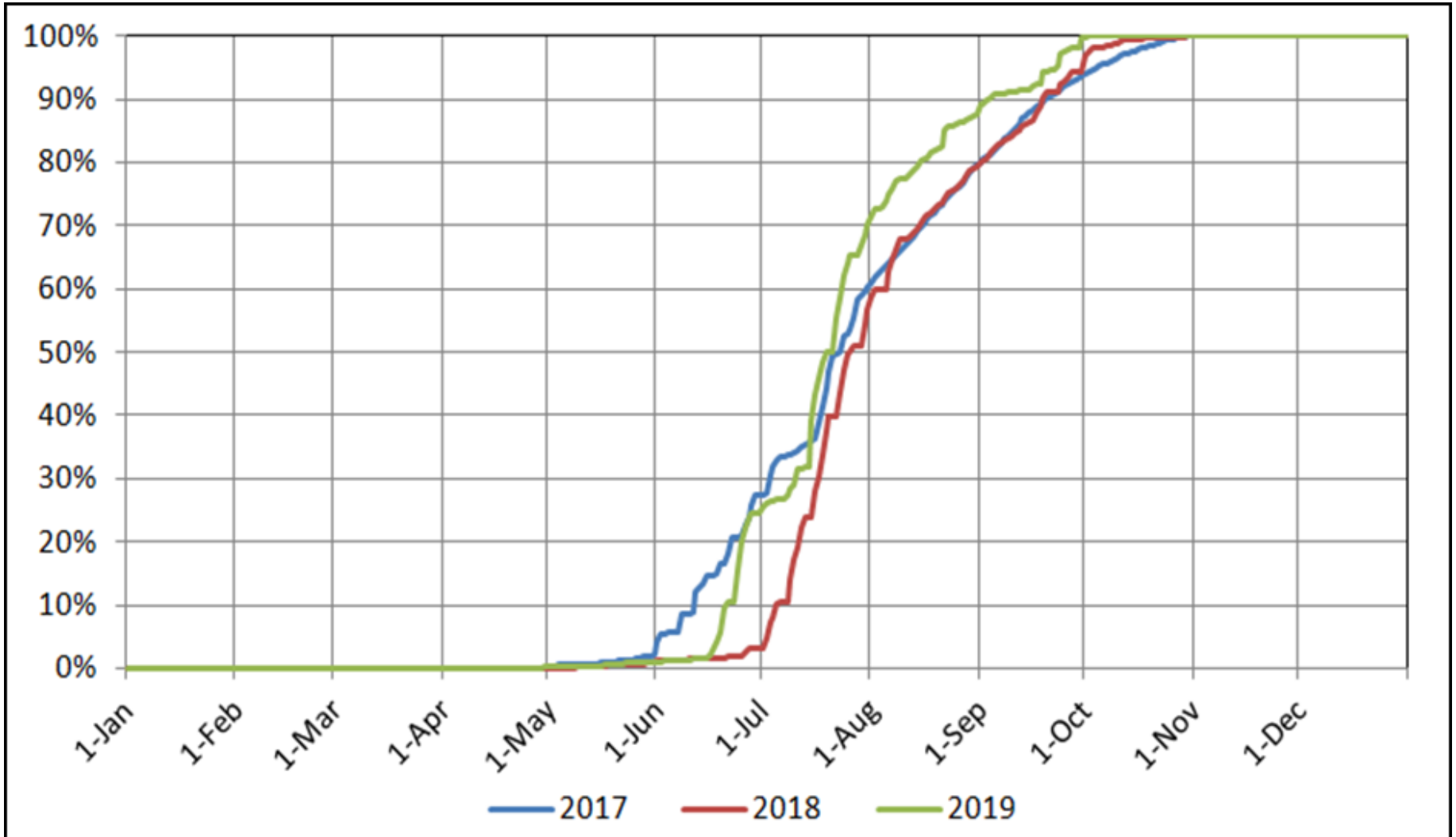
| Permit Group              | Landings (mt) | % of total landings ('14-'18) |
|---------------------------|---------------|-------------------------------|
| A and BC                  | 54,918.9      | 98.69%                        |
| C                         | 681.5         | 1.22%                         |
| D, DE, and E              | 49.0          | 0.09%                         |
| No Federal Herring Permit | 0.2           | 0.00%                         |

# Menhaden Fishery & Bait Demand





# Menhaden Fishery & Bait Demand Cont'd





# Management Issues and Options

# 3.1 Quota Management



- **Option 1: Status Quo**
- **Option 2: Alternate Seasonal Allocation**
  - January 1-May 31: 0%
  - June 1- December 31: 100%
- **Option 3: Alternate Trimester Allocation**
  - January 1-May 31: 0%
  - June 1- August 31: 80%
  - September 1- December 31: 20%
- Both options 2 and 3 could both be added to the suite of quota options the Board annually chooses from

# 3.2 Days Out Permit Provisions



- **Option 1: Status Quo**
  - Only Category A permits subject to landing days and weekly landing limits
- **Option 2: Days Out of the Fishery for Vessels with Category A or C Permits**
  - Category C permits could be subject to landing days and weekly landing limits
  - Increase weekly landing limit provision to up to 99.9% of vessels

# 3.3 Weekly Landing Limit



- **Option 1: Status Quo**
  - Weekly landing limits for Category A permits can only be applied from June 1- September 30
- **Option 2: Status Quo w/no declaration for Category A permits**
  - Similar to Status Quo, only applies to Category A permits
  - 45 day notification removed
- **Option 3: Weekly Landing Limits for all vessels throughout all quota periods**
  - Applies to all vessels throughout the entire season
  - 45 day notification removed



## 4. Implementation

- After public comment, if approved by the Board in May 2020 the options would be available implementation for the 2020 fishing season
- Days Out Meeting likely held by conference call same week as ASMFC Spring Meeting
- 2/3 majority vote needed to change previously specified allocation (Final Action)

# Questions?





# 2020-2021 Atlantic Herring Specs



Atlantic Herring Management Board

February 4, 2020



# 2020-2021 Specs



- The Council Approved Framework 6 in June
  - Contains 2019-2021 specifications and new overfishing definition consistent with 2018 benchmark stock assessment
  - NOAA released the proposed rule last week
  - The proposed rule includes a lower catch limit for Area 1A sub-ACL for 2020-2021 (**3,344 mt**) based on the ABC control rule proposed in Amendment 8
    - 23% decrease from 2019





## 2020-2021 Specifications

|                                    |                    |
|------------------------------------|--------------------|
| <b>Overfishing Limit</b>           | 41,830 mt (2020)   |
|                                    | 69,064 mt (2021)   |
| <b>Acceptable Biological Catch</b> | 16,131 mt          |
| <b>Management Uncertainty</b>      | 4,560 mt           |
| <b>Annual Catch Limit (ACL)</b>    | 11,571 mt          |
| <b>Border Transfer</b>             | 100 mt             |
| <b>Area 1A Sub-ACL (28.9%)</b>     | 3,344 mt           |
| <b>Area 1B Sub-ACL (4.3%)</b>      | 498 mt             |
| <b>Area 2 Sub-ACL (27.8%)</b>      | 3,217 mt           |
| <b>Area 3 Sub-ACL (39%)</b>        | 4,513 mt           |
| <b>Fixed Gear Set-Aside</b>        | 30 mt              |
| <b>Research Set-Aside</b>          | 3% of each sub-ACL |



# Board Action for Consideration

- Approved 2020-2021 specifications as recommended by NEFMC and outlined in the proposed rule by NOAA Fisheries

# Questions?

