




North Carolina American Shad Fishery Management Plan Update



ASMFC Shad and River Herring Management Board
February 2, 2023

Background



- Amendments 2 & 3 of the Shad and River Herring FMP require states wishing to have a fishery must submit a Sustainable Fishery Management Plan that will:
 - “demonstrate their stock could support a commercial and/or recreational fishery that will not diminish the future stock reproduction and recruitment.”
- Plans are updated and reviewed every 5 years to reassess stock status and sustainability

Plan Update for Board Consideration



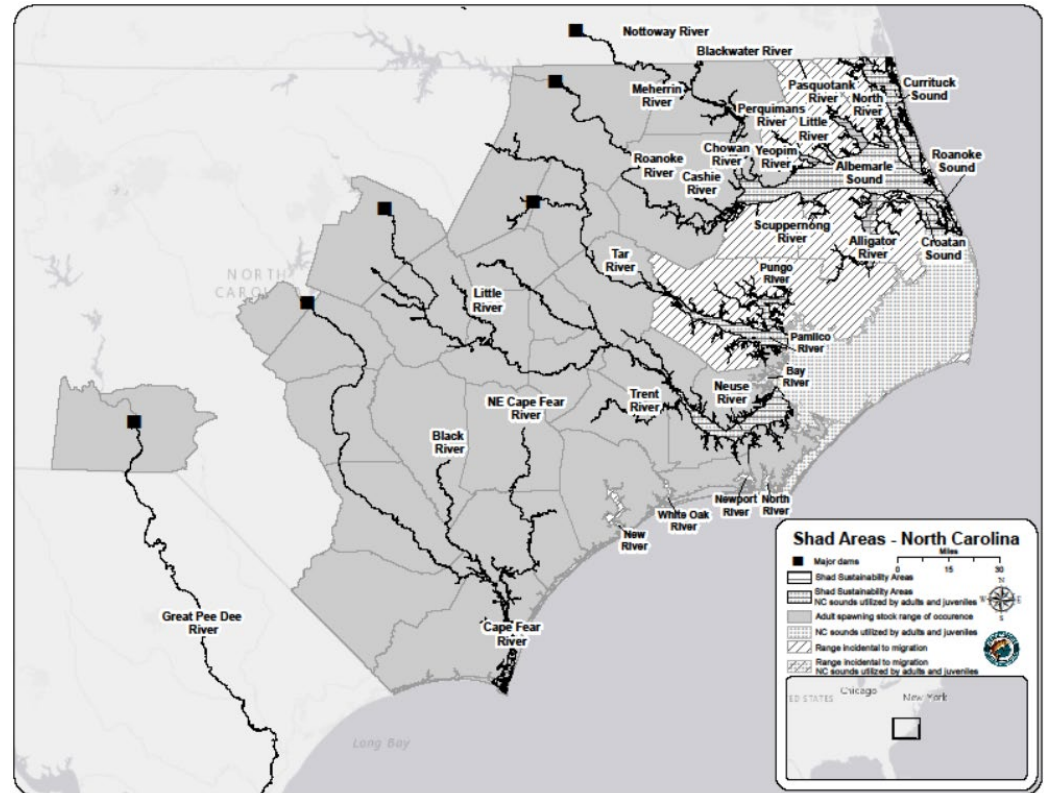
- January 2023: Staff from North Carolina presented an updated Shad SFMP for TC review
 - Plan would be in place from 2023 through 2027
- **The TC recommends approval of the plan as presented**

North Carolina Shad Update



Request for Fisheries

This plan includes a request for approval of both recreational and commercial harvest within the state waters. North Carolina justifies this request based on analysis of historical trends in fishery-independent and fishery-dependent data for the Albemarle Sound-Roanoke River, Tar-Pamlico River, Neuse River, and Cape Fear River systems.



North Carolina Shad Update



Stock Status

Albemarle Sound

Not overfished.

Overfishing not occurring.

Tar-Pamlico River

Unknown

Neuse River

Unknown

Adult mortality status is considered sustainable.

Cape Fear River

Unknown

Increasing trend in adult abundance since 2005.


North Carolina Shad Update



Summary of Changes

Sustainability Parameters

Albemarle Sound-Roanoke River

- 
- JAI – new sustainability parameter.
 - Albemarle Sound (IGNS) Female CPUE – sink nets dropped from analysis to match new IGNS sampling method.
 - Relative F – FI index not constrained to commercial fishery (month and mesh size).

Tar-Pamlico and Neuse Rivers

- 
- Relative F – added recreational harvest.

Cape Fear River

- 
- Electrofishing Female CPUE – dropped sampling site (LD-3) from analysis.
 - Relative F – added recreational harvest.

North Carolina Shad Update



Summary of Changes

Commercial/Recreational Harvest

Albemarle Sound-Roanoke River



- Commercial – could be allowed anytime Jan 1 – April 14 decided by work group following review of previous seasons data, parameters, etc.

Tar-Pamlico and Neuse Rivers



- Commercial – could be allowed anytime Feb 15 – April 14 decided by work group following review of previous seasons data, parameters, etc.

Cape Fear River



- Commercial – could be allowed anytime Feb 20 – April 11 decided by work group following review of previous seasons data, parameters, etc.

All Other Internal Waters



- Commercial – could be allowed anytime Feb 15 – April 14 decided by work group following review of previous seasons data, parameters, etc.
- Recreational – 1-fish American shad limit within 10-fish shad aggregate.

Next Steps



- *Questions?*
- *Today:* Consider approval of the North Carolina Plan presented today



2021 Shad and River Herring FMP Review and Compliance



Shad and River Herring Management
Board

February 2023

Outline

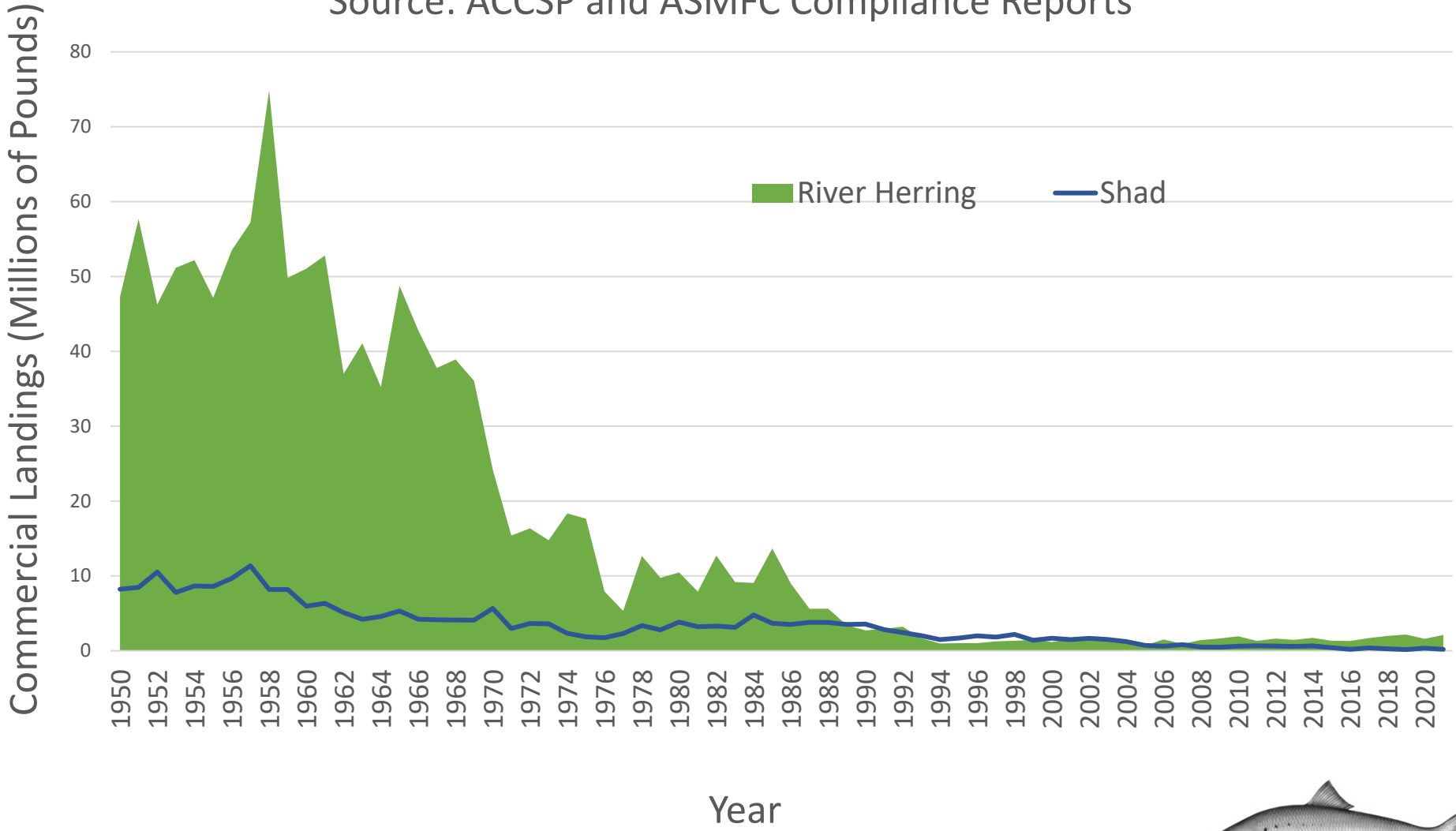


1. Landings
2. Fish Passage
3. Stocking Efforts
4. Sturgeon Interactions
5. *De minimis* requests
6. PRT Report




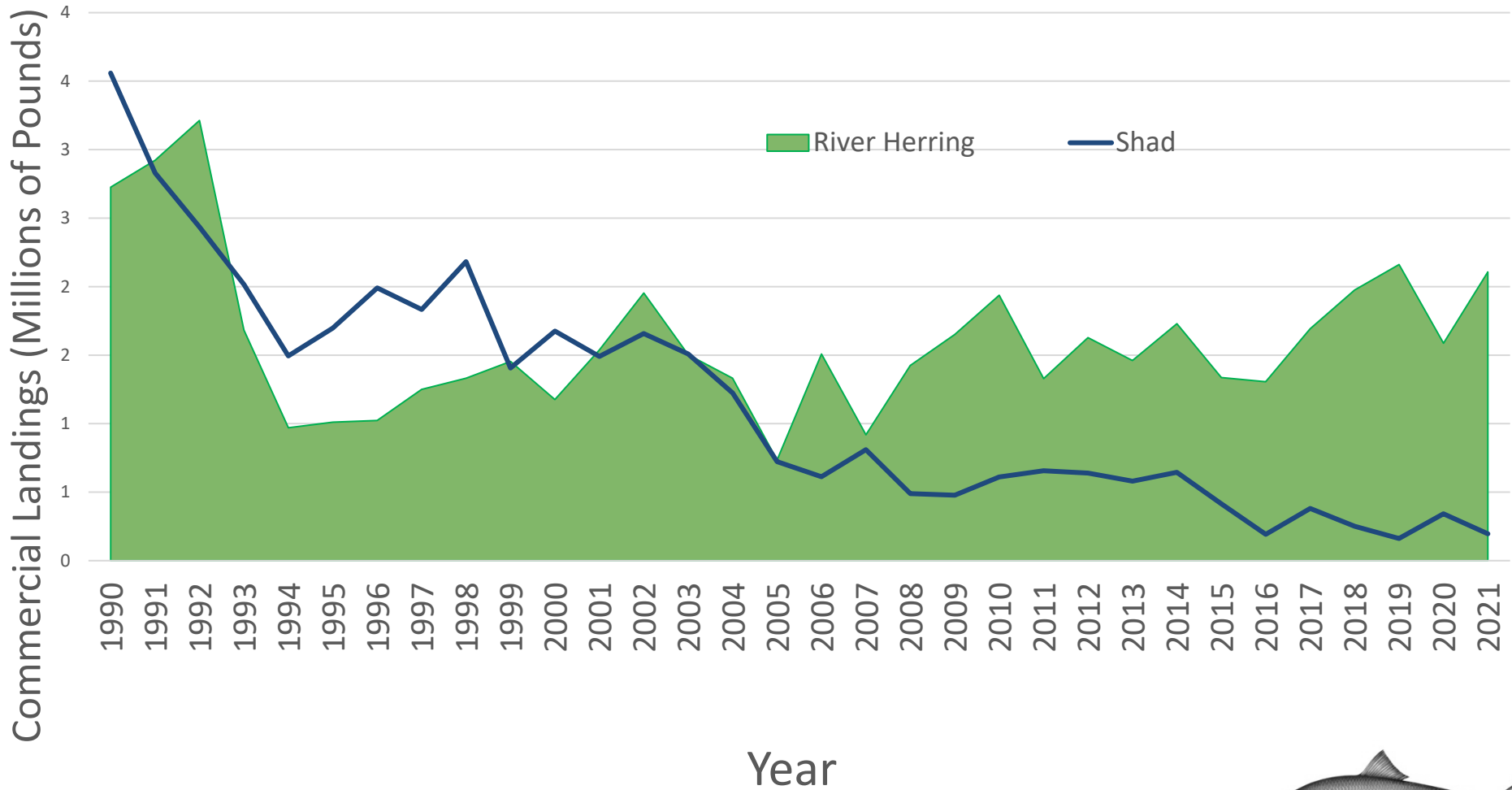
Shad & River Herring Commercial Landings 1950-2021

Source: ACCSP and ASMFC Compliance Reports



Shad & River Herring Commercial Landings 1990-2021

Source: ACCSP and ASMFC Compliance Reports



Commercial Landings



	River Herring	American Shad	Hickory Shad
Maine^	1,825,855	C	C
New Hampshire	0	0	0
Massachusetts	0	0	0
Rhode Island	0	0	^
Connecticut	0	27,233	0
New York^	2,458	1,129	C
New Jersey	0	C	0
Pennsylvania	0	0	0
Delaware	0	C	0
Maryland^	0	0	0
D.C.	0	0	0
PRFC	0	11,331	0
Virginia	0	4,246	1,955
North Carolina	0	58,885	95,372
South Carolina	278,801	59,964	C
Georgia	0	15,764	C
Florida	0	0	0
Total Directed	2,106,663	162,822	97,435
Total Bycatch	451	32,820	1,984
Total	2,107,114	195,642	99,419



Required Passage Counts



- Counts required in ME, NH, MA, RI, CT, PA, MD, and SC
- Coastwide total passage in 2021:
 - 4.44 million river herring
 - 377,472 shad



Coastwide Stocking



- 2021: shad fry stocked by RI, DE, MD/DC/PRFC, and SC
- Total shad stocked in 2021: 16.24 million



Sturgeon Interactions



- 40 interactions were reported in 2021
 - NJ gill netters reported 1,666 lbs of discarded sturgeon
- Reported by CT, NJ, PRFC, VA, NC, SC, GA
- RI 2021 data not yet available
 - 4 interactions in 2020



De minimis Requests



Shad

- ME, NH, MA, FL

River herring

- NH, GA, FL
- These states meet the requirements for *de minimis*.



PRT Report



- Several states did not report on all monitoring requirements listed under Amendments 2 and 3.
 - Funding and staffing issues
 - COVID-19 pandemic measures
- Edisto River below American shad CPUE benchmark 2019-2021
- Format issues
 - Not all states provided a copy or link to their current fishery regulations.
 - Not all states included a section for hickory shad reporting.



Board Action



- Consider approval of the 2021 Shad and River Herring FMP Review, state compliance reports, and *de minimis* status for Maine, New Hampshire, Massachusetts, Georgia, and Florida



PRT Report



Questions?