

# 2024 Traffic Light Analysis for Spot and Atlantic Croaker

Atlantic States Marine Fisheries Commission  
Sciaenids Management Board  
Summer Meeting  
August 7, 2024

# Outline

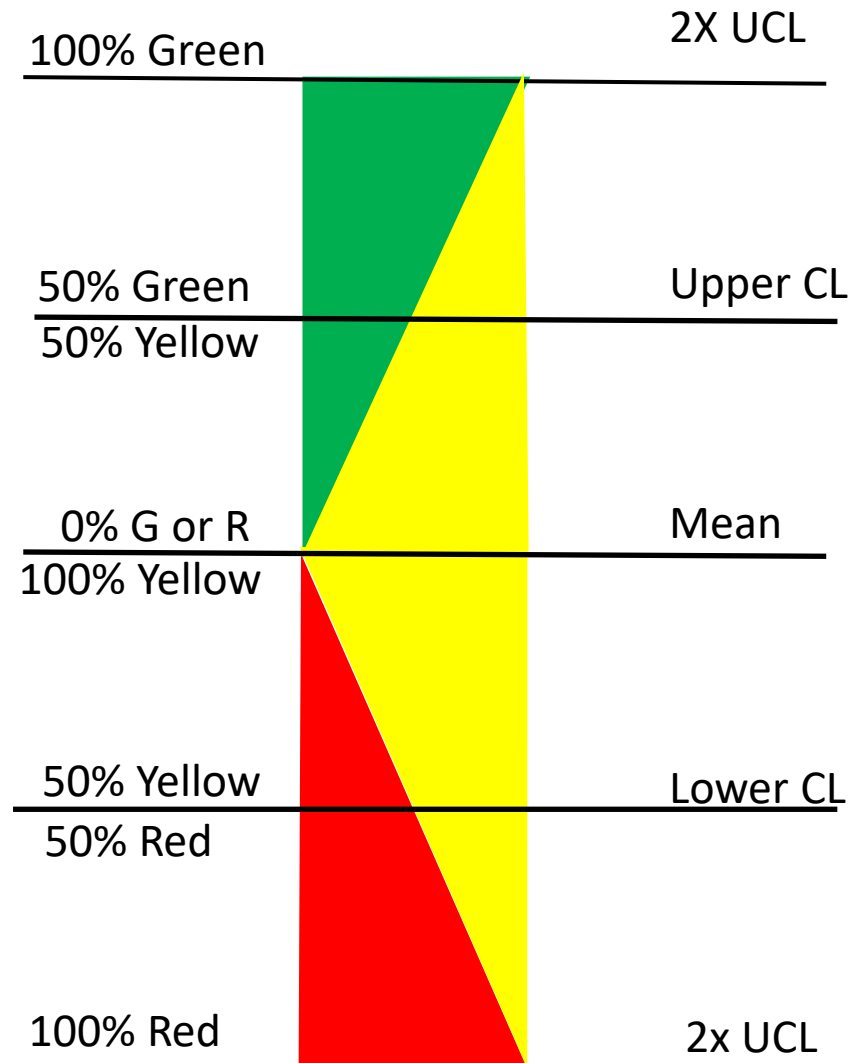


1. Brief description of TLA Methodology and Current Management Measures
2. 2024 TLA for Spot
3. 2024 TLA for Atlantic Croaker

# TLA Calculation Review



- Index proportion of color is calculated using the mean and 95% confidence limits of the 2002 – 2012 reference period.
- Indices are combined into 2 metrics for each species: Harvest and Adult Abundance by region.



# TLA Metrics Monitored



- Spot
  - By region
  - NJ-VA & NC-FL
- Harvest Metric:
  - Recreational
  - Commercial
- Adult 1+ Abundance Metric
  - **Mid-Atlantic:**
  - ChesMMAP Survey
  - NEFSC Trawl Survey
  
  - **South-Atlantic:**
  - SEAMAP
  - NC DMF Pamlico Sound Survey
- Croaker
  - By Region
  - NJ-VA & NC-FL
- Harvest Metric:
  - Recreational
  - Commercial
- Adult 2+ Abundance Metric
  - **Mid-Atlantic:**
  - ChesMMAP Survey
  - NEFSC Trawl Survey
  
  - **South-Atlantic:**
  - SEAMAP
  - SC DNR Trammel Net Survey




# TLA Management Trigger



State	Croaker		Spot	
Percentage Red	30%	60%	30%	60%
Commercial	1% reduction	5% reduction	1% reduction	10% reduction
Recreational	50 person/day	40 person/day	50 person/day	40 person/day

- Both the spot and Atlantic croaker TLAs triggered at the 30% level in 2020
- Croaker: measures in place for at least 3 years
- Spot: measures in place for at least 2 years
- States with more restrictive measures will keep them in place
- Regulation can be relaxed when the Abundance metric is no longer triggered.

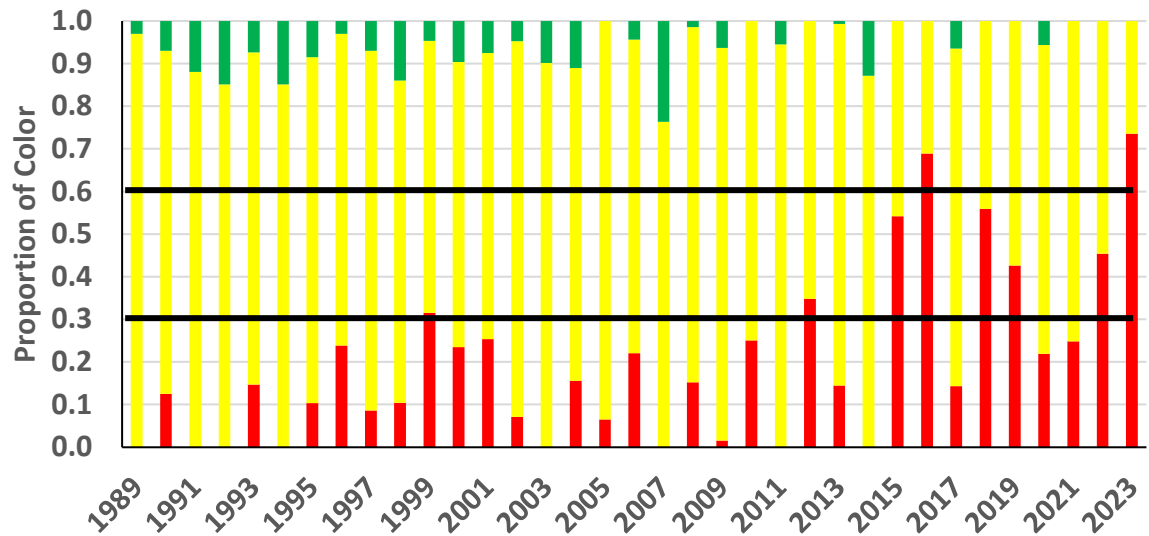


**SPOT**

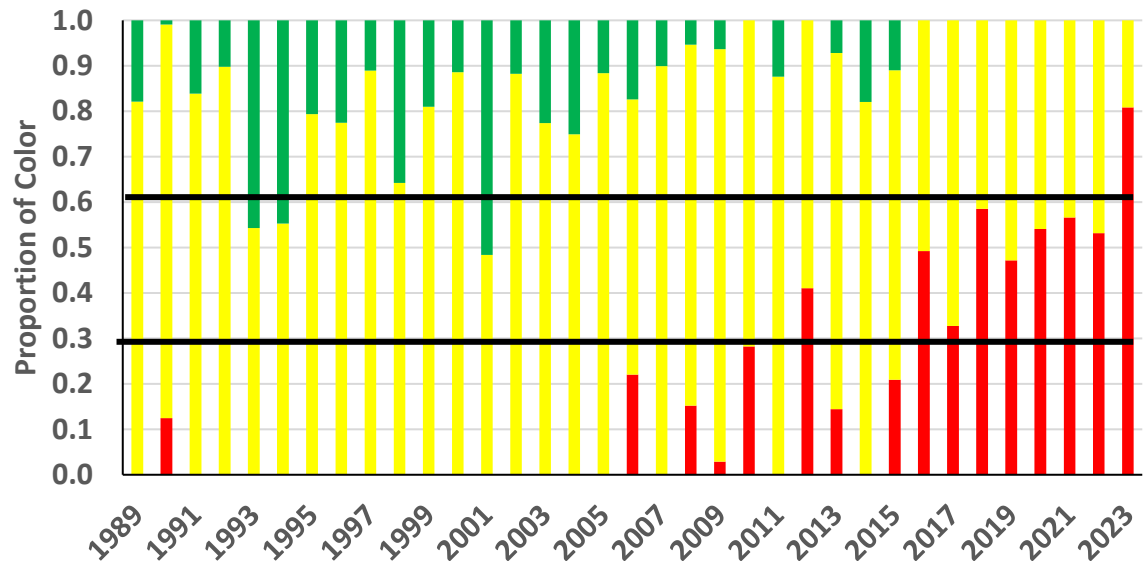
# 2024 TLA for Spot: Harvest Composite Indices



- Mid-Atlantic
  - 74% red in 2023
  - Over the 30% threshold past two years



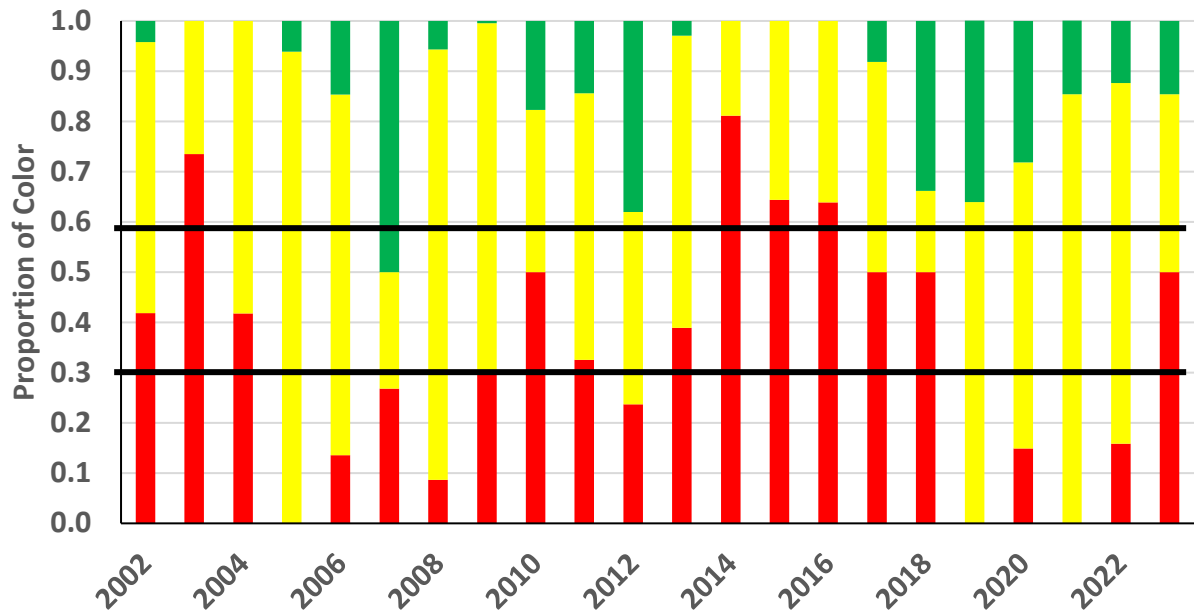
- South Atlantic
  - 81% red in 2023
  - Eighth year in a row above the 30% threshold



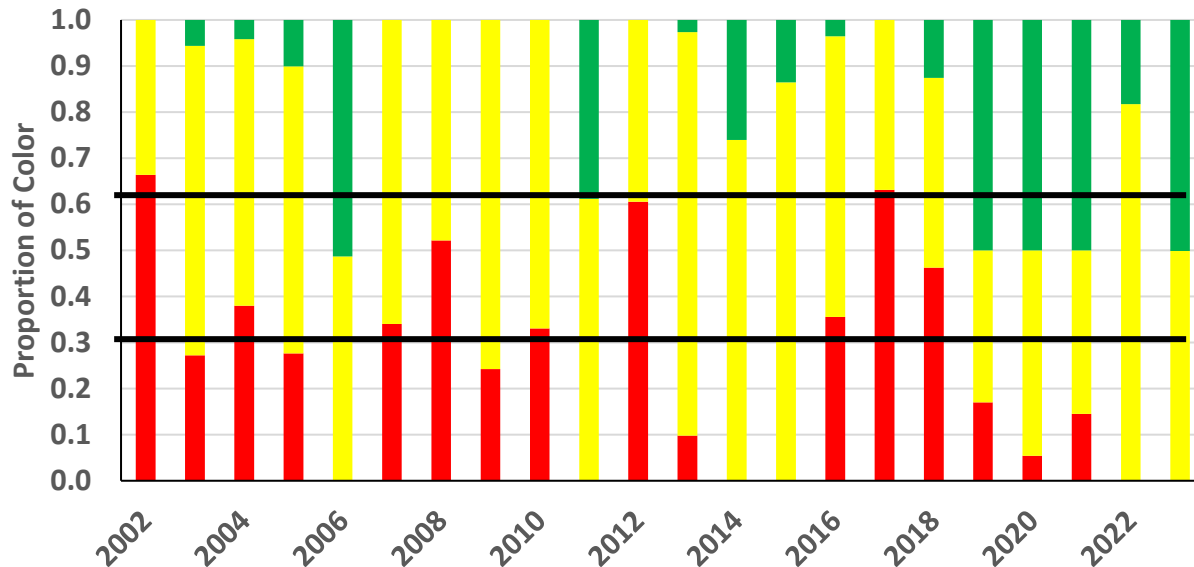
# 2024 Spot Adult Abundance Composite Index for the Mid-Atlantic



- Mid-Atlantic
  - Status is no longer triggered
  - 2023 above 30% red



- South Atlantic
  - Status is no longer triggered
  - No red in 2022 or 2023.





# 2024 TLA for Spot: Summary



**Triggered measures are no longer required.**

TLA Metric	Spot			2023 TLA Status
	2021	2022	2023	
Mid-Atlantic Harvest*	25% red	45% red	74% red (triggered at 30%)	Unknown*
South Atlantic Harvest*	57% red	53% red	81% red (triggered at 30%)	
Mid-Atlantic Adult Index	0% red	16% red	50% red	Not Triggered
South Atlantic Adult Index	15% red	0% red	0% red	


# 2024 Spot TLA: TC Management Recommendation



- The TC recommends maintaining current regulations for the 2025 fishing year.
  - The adult abundance metric in both regions are not tripped, but Mid-Atlantic was at 50% red in 2023.
  - Harvest levels have declined.
  - Moving forward the harvest metric can be considered in future TLA evaluations.
  - A benchmark stock assessment is scheduled for 2025.

# Questions?



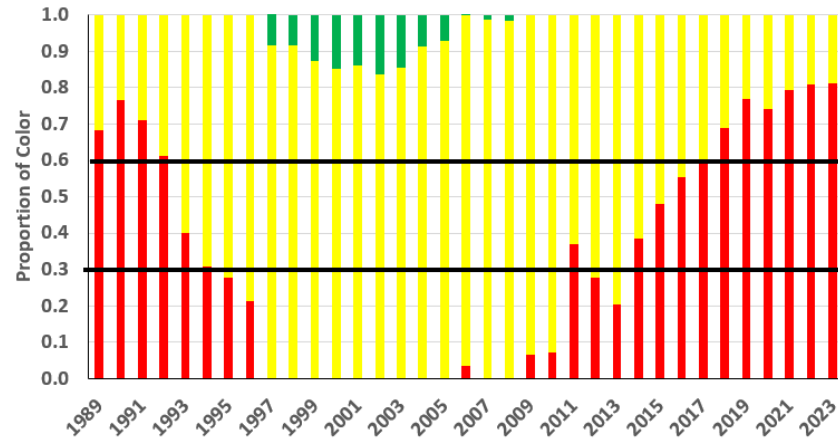


# ATLANTIC CROAKER

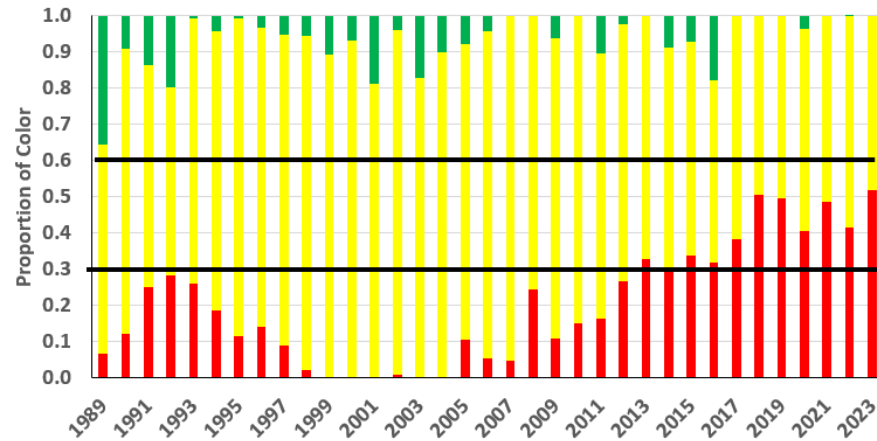
# Atlantic Croaker Harvest Composite



- Mid-Atlantic Harvest Composite



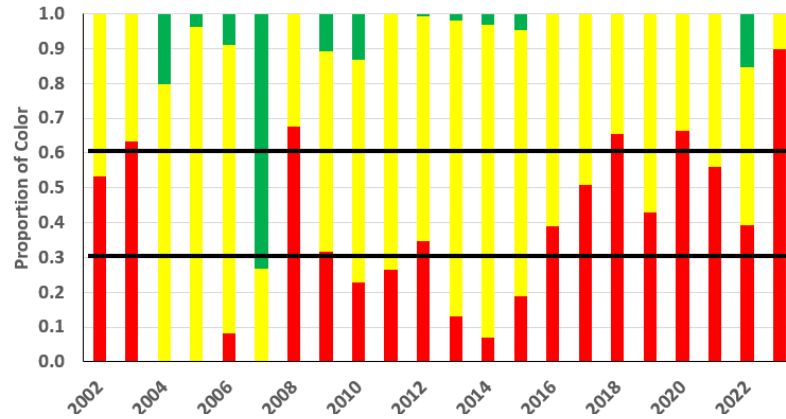
- South Atlantic Harvest Composite



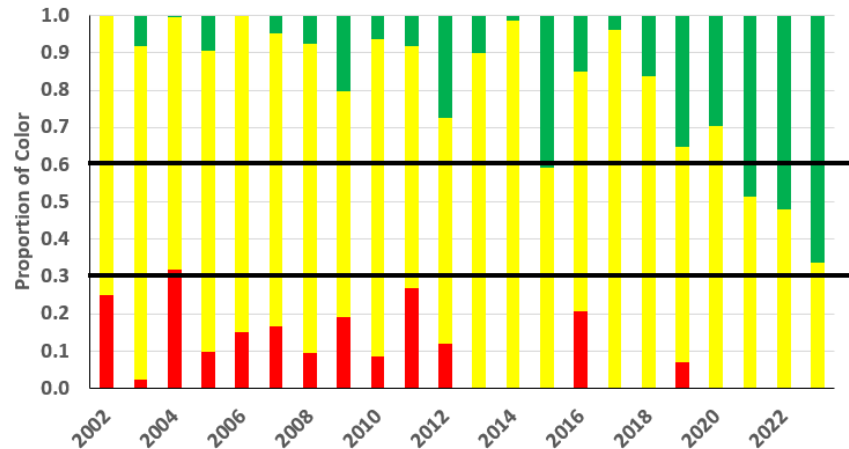
# Atlantic Croaker Adult Abundance



- Mid-Atlantic Adult Abundance



- South Atlantic Adult Abundance





# Atlantic Croaker TLA - Summary



TLA Metric	Atlantic Croaker				2023 TLA Status
	2020	2021	2022	2023	
Mid-Atlantic Harvest*	74% red	79% red	81% red	81% red (triggered at 60%)	Unknown*
South Atlantic Harvest*	41% red	49% red	41% red	52% red (triggered at 30%)	
Mid-Atlantic Adult Index	66% red	56% red	39% red	90% red (triggered at 30%)	Triggered
South Atlantic Adult Index	Unknown	0% red	0% red	0% red (not triggered)	

The TC did not want to recommend more restrictive measures while the Atlantic croaker benchmark stock assessment is currently ongoing and will be completed approximately within the next year. Recommendation is to maintain the current management measures.

# Red Drum and Atlantic Croaker Fishery Management Plan Review



Sciaenids Management Board  
August 7, 2024




# Overview



- Red Drum
  - Status of the Fishery Management Plan
  - Status of the Fishery
  - PRT Recommendations
- Atlantic Croaker
  - Status of the Fishery Management Plan
  - Status of the Fishery
  - *De minimis* Requests
  - PRT Recommendations

# Red Drum

## Fishery Management Plan Review



# Status of the Fishery Management Plan

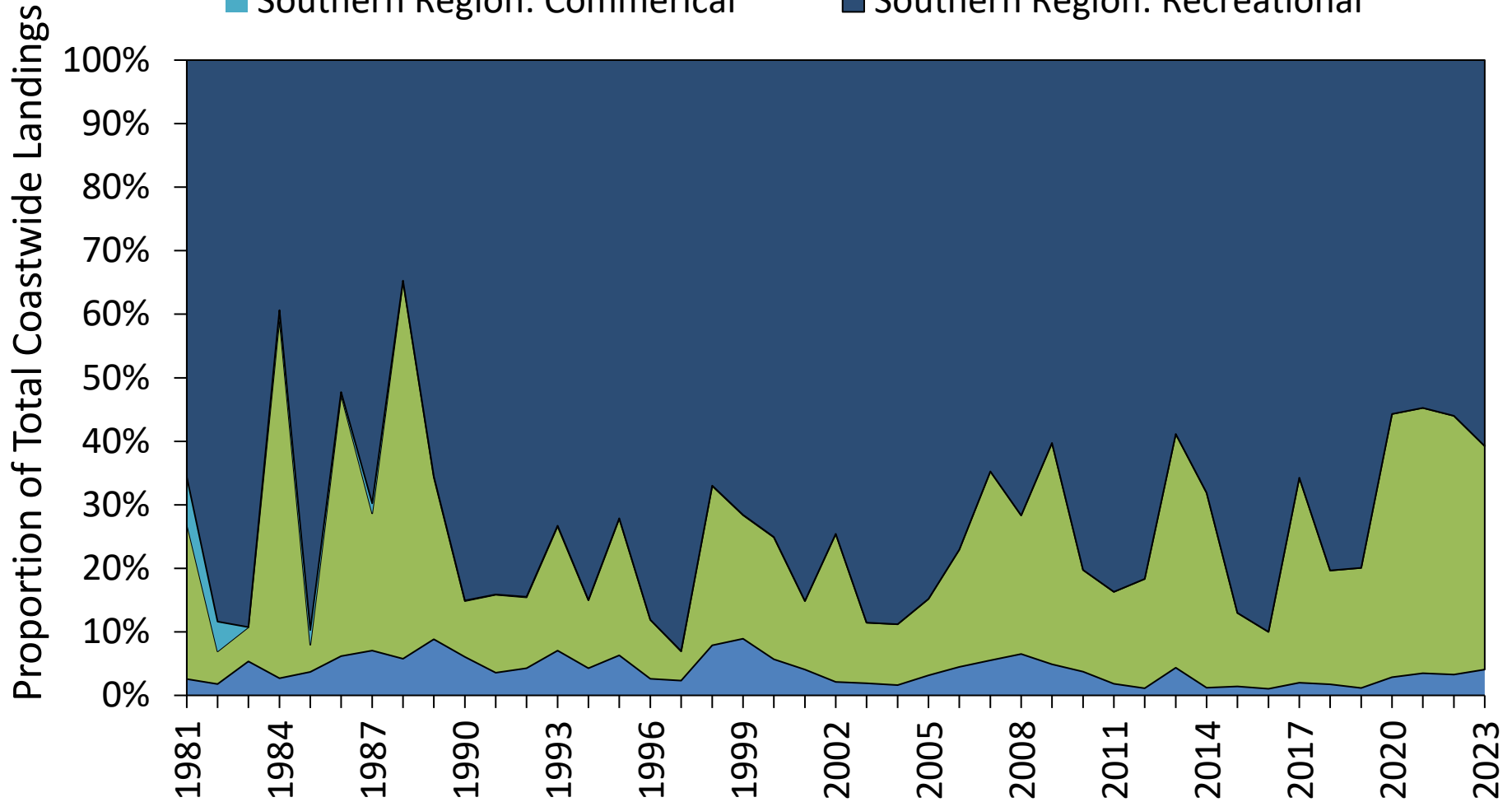


- Currently managed under Amendment 2 (2002)
  - Goal: achieve and maintain the OY for the Atlantic coast red drum fishery to maintain SPR at or above 40%
  - Required states to implement creel and size limits to achieve F target, including max size of 26 in TL and maintain existing comm regs
- Addendum I (2013)
  - Updated Amendment 2's habitat section to include up-to-date info on red drum spawning habitat and habitat by life stage, identified and described key habitats of concern

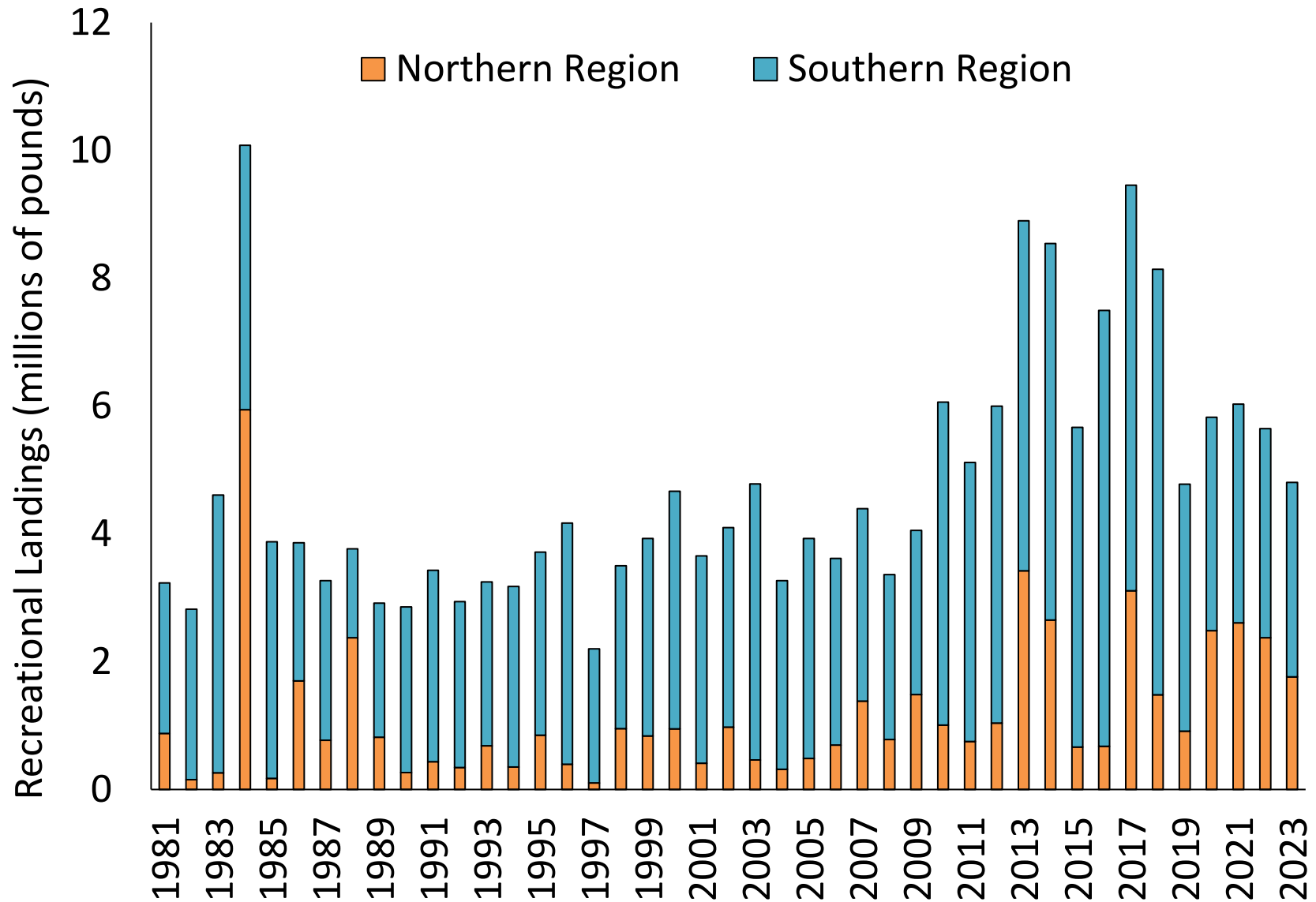
# Status of the Fishery – Total Landings



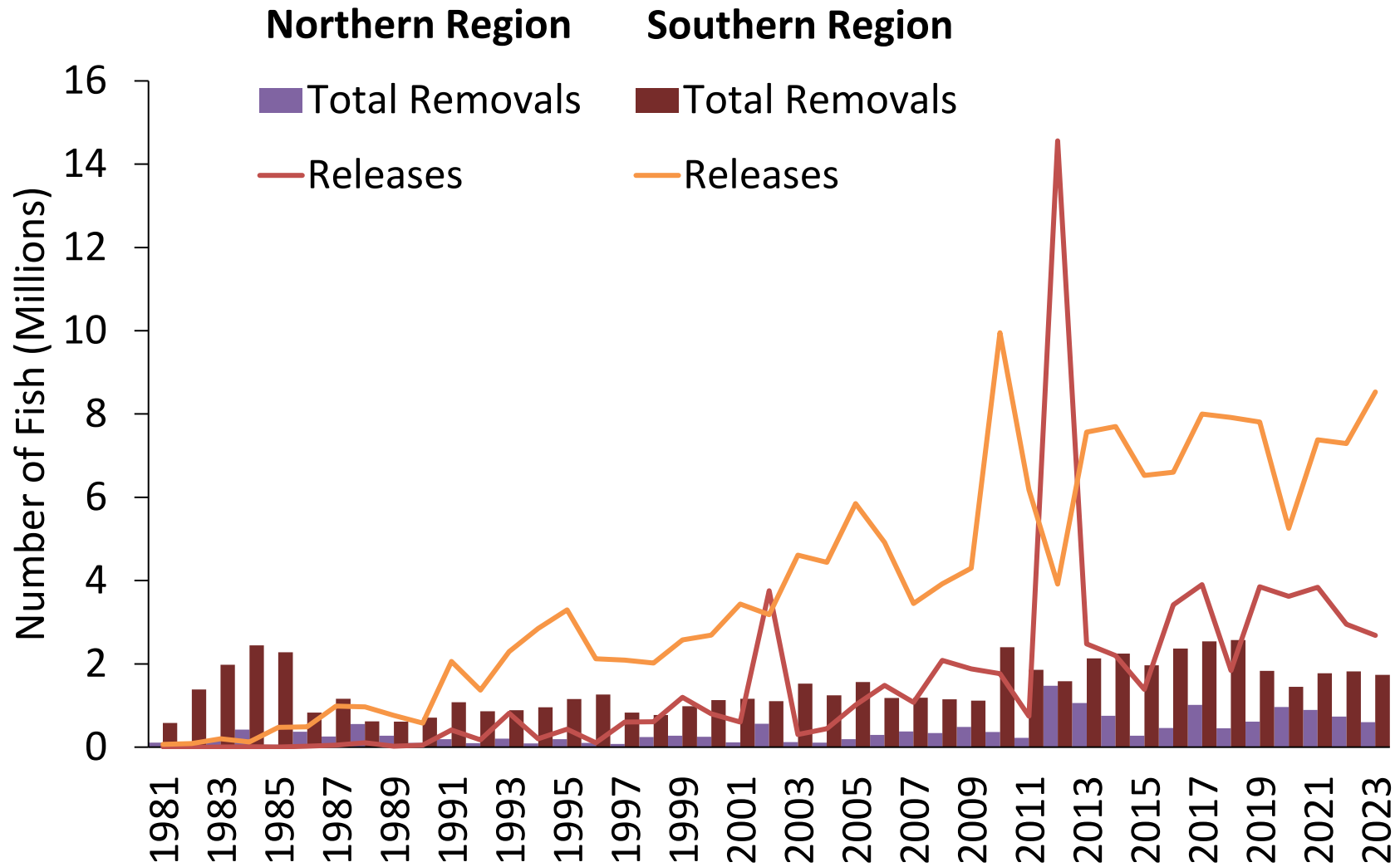
- Northern Region: Commercial
- Northern Region: Recreational
- Southern Region: Commercial
- Southern Region: Recreational



# Status of the Fishery - Recreational Landings



# Status of the Fishery – Recreational Removals and Releases




# PRT Recommendations



- No inconsistencies found among states with regard to FMP requirements
- PRT recommends the approval of state compliance reports and *de minimis* status for New Jersey and Delaware
- Additional research/monitoring recommendations found in FMP Review and Red Drum Simulation Assessment and Peer Review Report

# Atlantic Croaker

## Fishery Management Plan Review



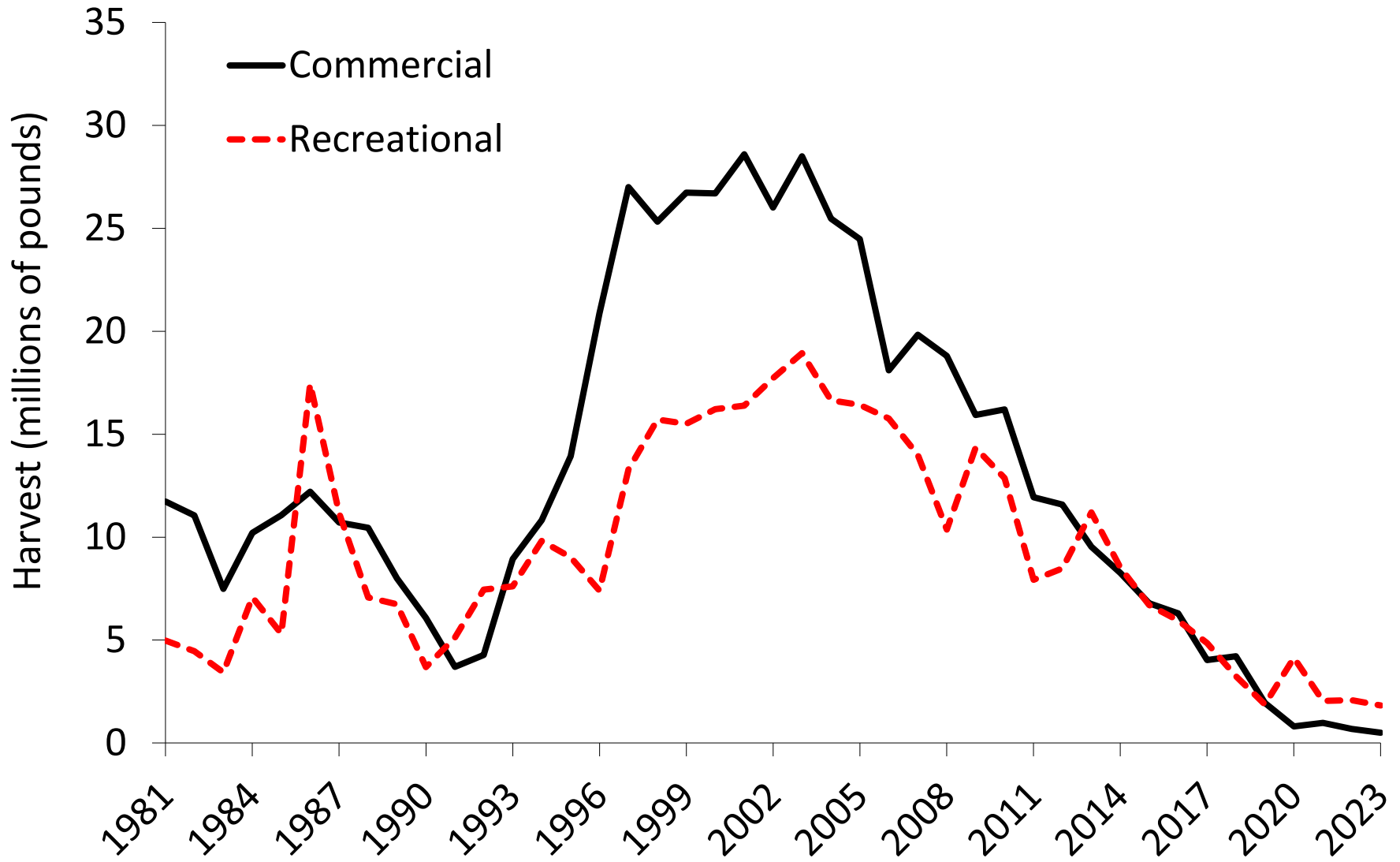


# Status of the Fishery Management Plan

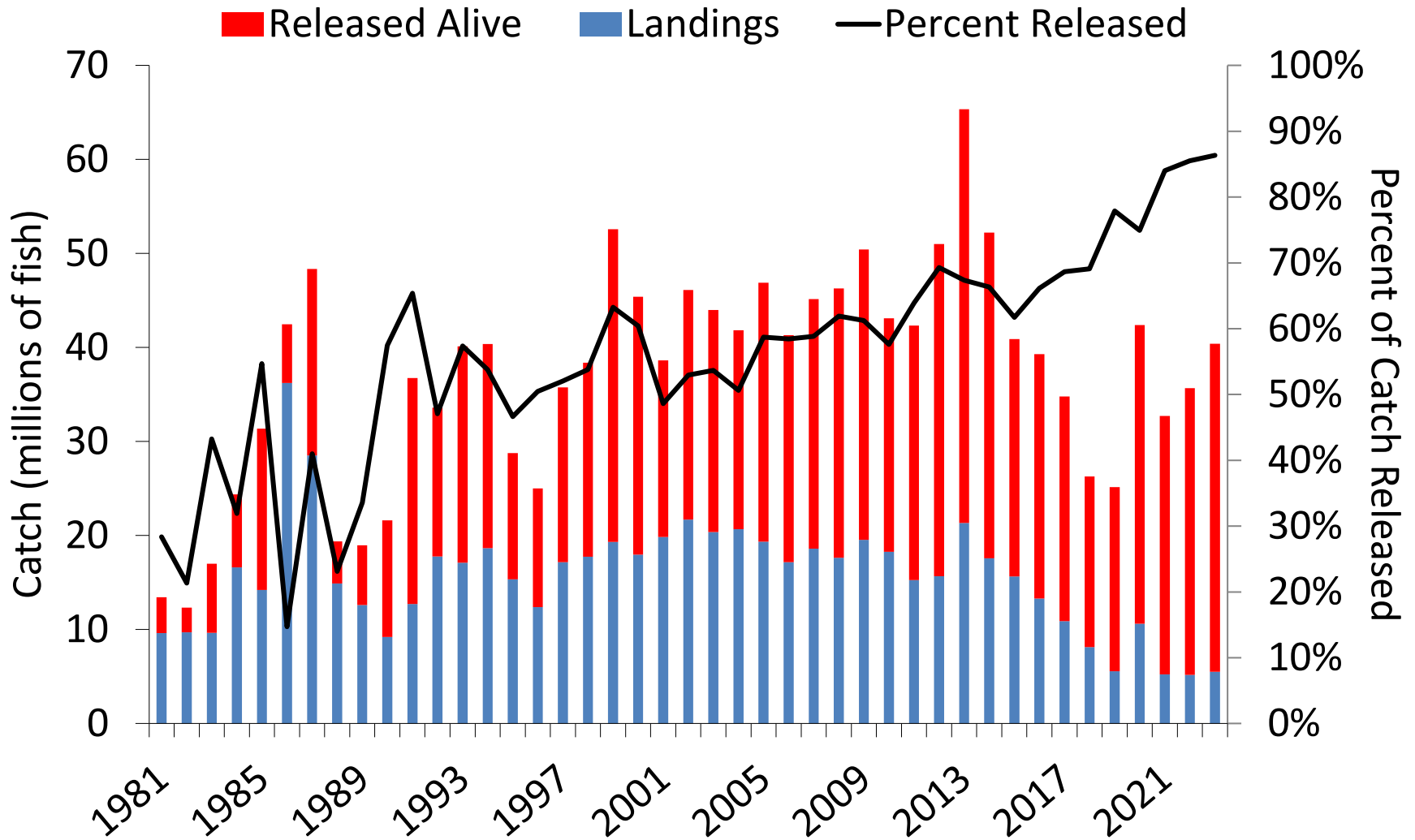


- Amendment 1 (2005)
- Addenda I, II, and III (2011, 2014, 2020)

# Status of the Fishery - Atlantic Croaker Landings



# Status of the Fishery - Recreational Catch



# *De Minimis* Requests



- The 3-year average commercial or recreational landings (by weight) constitute less than 1% of the coastwide commercial or recreational landings for the same three-year period
- Qualify for *de minimis* in either recreational or commercial sector, or both
- Will only qualify for exemptions in the sector(s) that it qualifies for as *de minimis*

# *De Minimis* Requests



- Commercial: New Jersey, Delaware, South Carolina, and Georgia
  - All meet *de minimis* requirements

# *De Minimis* Requests



- Commercial: New Jersey, Delaware, South Carolina, and Georgia
  - All meet *de minimis* requirements
- Recreational: New Jersey
  - Exceeded the 1% threshold at 1.2%
  - First year exceeding the threshold since 2017

# PRT Recommendations



- No inconsistencies found among states with regard to FMP requirements
- PRT recommends approval of state compliance reports and *de minimis* status for:
  - New Jersey, Delaware, South Carolina, and Georgia commercial fisheries
  - New Jersey recreational fishery



# PRT Recommendations



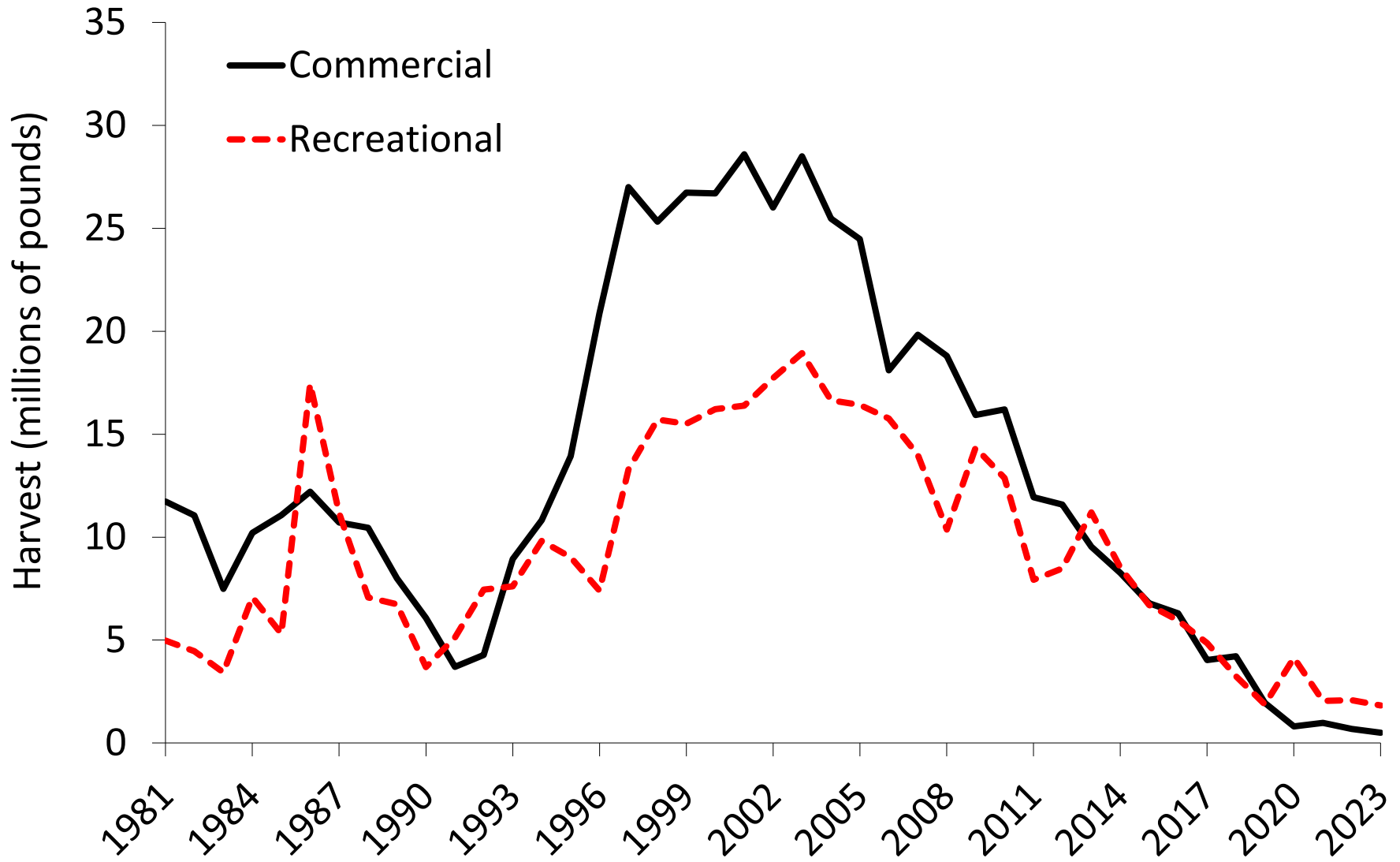
- Delaware did not request *de minimis* for their recreational fishery
  - Will be required to implement 50-fish bag limit
- Additional research/monitoring recommendations found in FMP Review document



# Questions?



# Status of the Fishery - Atlantic Croaker Landings





# Board Action



- Motions on approval/disapproval of FMP reviews, state compliance reports, and *de minimis* requests for red drum and Atlantic croaker.

# Red Drum, Atlantic Croaker, and Spot Benchmark Stock Assessment Updates



Sciaenids Board  
August 7, 2024

# Red Drum Assessment



- Data Workshop: June 7-8 & 14, 2023 (virtual)
- Assessment Workshop 1: Nov. 6-9, 2023 (Charleston, SC)
- Assessment Workshop 2: Mar. 11-14, 2024 (Charleston, SC)
- Assessment report finalized by SAS for TC review: June 12, 2024
- Assessment approved by TC for peer review: June 25, 2024
- Assessment report provided to SEDAR for peer review: July 5, 2024
- SEDAR Peer Review Workshop: August 13-16, 2024 (Charleston, SC)
- Present Assessment and Peer Review Reports to the Sciaenids Board: Annual Meeting 2024

# Atlantic Croaker and Spot Assessments



- Data Workshop: May 15-18, 2023 (virtual)
- Methods Workshop: Sept. 11-14, 2023 (virtual)
- Bi-weekly modeler calls to develop Atlantic croaker Stock Synthesis model
- SAS changes
  - Lindy Barry (NJ) retired
  - Somers Smott (VA) changed positions
  - CJ Schlick (SC) hired for support of ASMFC South Atlantic assessments, request Board addition to SAS

# Atlantic Croaker and Spot Assessments



- Timeline for remaining croaker assessment milestones TBD based on ongoing model development
- Commence spot assessment following croaker assessment: *≈one year until completion*

# Questions?

