



ACCSP Coordinating Council

ASMFC Fall Meeting
Webinar

11:00 am – 12:30 pm | October 19, 2021

Chair: John Carmichael
Vice-Chair: Jason McNamee
Staff: Geoff White

Our vision is to be the principal source of fisheries-dependent information on the Atlantic coast through the cooperation of all program partners.



Council Consent

- a) Approval of Agenda
- b) Approval of Previous Meeting Minutes

Our vision is to be the principal source of fisheries-dependent information on the Atlantic coast through the cooperation of all program partners.



Consider Recommendations for FY2022 Submitted Proposals

*Our vision is to be the principal source of fisheries-dependent information
on the Atlantic coast through the cooperation of all program partners.*

Average Ranking of Maintenance Projects

| FY2022 Proposal Rankings (Average) | | Admin Grant | | 2,294,358 | \$44,423 | 2,338,781 |
|--|---------------------|-------------|-------------|-----------------|-----------------------|------------------------|
| | | 3.35M | Maint @ 75% | 758,414 | New @ 25% | 252,805 |
| | | 3.50M | Maint @ 75% | 870,914 | New @ 25% | 290,305 |
| Project Name | Partner | Score | Cost | Cumulative Cost | 3.5M Amt Remaining | 3.35M Amt Remaining |
| RI Data Feeds to ACCSP | RI DEM | 52.978 | \$ 27,521 | \$ 27,521 | \$ 843,393 | \$ 730,893 |
| SAFIS Citizen Science App Expansion | SAFMC/ NCDMF | 51.205 | \$ 116,182 | \$ 143,703 | \$ 727,211 | \$ 614,711 |
| ME Dealer Reporting | ME DMR | 51.152 | \$ 61,304 | \$ 205,007 | \$ 665,907 | \$ 553,407 |
| RI Black Sea Bass Vessel Research Fleet | RI DEM | 50.022 | \$ 132,005 | \$ 337,012 | \$ 533,902 | \$ 421,402 |
| ME 100% Lobster Reporting | ME DMR | 50.000 | \$ 335,662 | \$ 672,674 | \$ 198,240 | \$ 85,740 |
| Portside Commercial Sampling (Herring, Mackerel, Menhaden) | ME DMR | 47.261 | \$ 26,254 | \$ 698,928 | \$ 171,986 | \$ 59,486 |
| PRFC Electronic Trip-Level Reporting | PRFC | 39.870 | \$ 215,612 | \$ 914,540 | \$ (43,626) | \$ (156,126) |
| Expand Law Enforcement App | RIDEM/GADNR USCG | 33.795 | \$ 50,000 | \$ 964,540 | \$ (93,626) | \$ (206,126) |






Average Ranking of New Projects

| Project Name | Partner | Score | Cost | Cumulative Cost | 3.5M Amt Remaining | 3.35M Amt Remaining |
|-------------------------------------|-------------|--------|--|-----------------|-----------------------|------------------------|
| | | | includes carryover from maintenance projects | | | |
| NC biological data feed to ACCSP | NCDMF | 55.696 | \$ 79,887 | \$ 79,887 | \$ 210,418 | \$ 172,918 |
| NC Quota Monitoring | NCDMF | 51.804 | \$ 63,854 | \$ 143,741 | \$ 146,564 | \$ 109,064 |
| Integration of VMS in SAFIS Phase 2 | MADMF/RIDMF | 48.386 | \$ 86,244 | \$ 229,985 | \$ 60,320 | \$ 22,820 |
| NJ Shad DNA and Bycatch | NJDFW | 44.087 | \$ 88,886 | \$ 318,871 | \$ (28,566) | \$ (66,066) |



Recent Proposal Adjustments & Notes

- ACCSP Admin Grant
 -  \$70,086
 - Helpdesk supported elsewhere
 - No change in service
- NC Electronic Quota Monitoring
 -  \$63,854
 - Funded through FIS proposal
- PRFC Electronic Reporting
 - Good implementation of ACCSP tools
 - Rank result of proposal formatting not quality of project
- Law Enforcement Application
 - No longer in scope of RFP
 - Ranked accordingly
 -  \$50,000



Updated Average Ranking of Maintenance Projects

| FY2022 Proposal Rankings (Average) | | Admin Grant | | 2,224,272 | \$44,423 | 2,268,695 |
|--|---------------------|-------------|-------------|-----------------|-----------------------|------------------------|
| | | 3.35M | Maint @ 75% | 810,979 | New @ 25% | 270,326 |
| | | 3.50M | Maint @ 75% | 923,479 | New @ 25% | 307,826 |
| Project Name | Partner | Score | Cost | Cumulative Cost | 3.5M Amt Remaining | 3.35M Amt Remaining |
| RI Data Feeds to ACCSP | RI DEM | 52.978 | \$ 27,521 | \$ 27,521 | \$ 895,958 | \$ 783,458 |
| SAFIS Citizen Science App Expansion | SAFMC/ NCDMF | 51.205 | \$ 116,182 | \$ 143,703 | \$ 779,776 | \$ 667,276 |
| ME Dealer Reporting | ME DMR | 51.152 | \$ 61,304 | \$ 205,007 | \$ 718,472 | \$ 605,972 |
| RI Black Sea Bass Vessel Research Fleet | RI DEM | 50.022 | \$ 132,005 | \$ 337,012 | \$ 586,467 | \$ 473,967 |
| ME 100% Lobster Reporting | ME DMR | 50.000 | \$ 335,662 | \$ 672,674 | \$ 250,805 | \$ 138,305 |
| Portside Commercial Sampling (Herring, Mackerel, Menhaden) | ME DMR | 47.261 | \$ 26,254 | \$ 698,928 | \$ 224,551 | \$ 112,051 |
| PRFC Electronic Trip-Level Reporting | PRFC | 39.870 | \$ 215,612 | \$ 914,540 | \$ 8,939 | \$(103,561) |
| Expand Law Enforcement App | RIDEM/GADNR USCG | 33.795 | \$ - | \$ 914,540 | \$ 8,939 | \$(103,561) |



Updated Average Ranking of New Projects

| Project Name | Partner | Score | Cost | Cumulative Cost | 3.5M Amt Remaining | 3.35M Amt Remaining |
|-------------------------------------|-------------|--------|--|-----------------|-----------------------|------------------------|
| | | | includes carryover from maintenance projects | | | |
| NC biological data feed to ACCSP | NCDMF | 55.696 | \$ 79,887 | \$ 79,887 | \$ 236,878 | \$ 190,439 |
| NC Quota Monitoring | NCDMF | 51.804 | \$ - | \$ 79,887 | \$ 236,878 | \$ 190,439 |
| Integration of VMS in SAFIS Phase 2 | MADMF/RIDMF | 48.386 | \$ 86,244 | \$ 166,131 | \$ 150,634 | \$ 104,195 |
| NJ Shad DNA and Bycatch | NJDFW | 44.087 | \$ 88,886 | \$ 255,017 | \$ 61,748 | \$ 15,309 |



Recommendations from Operations and Advisors

- Maintenance Proposals
 - Recommend that the states involved in the Portside Commercial Catch Sampling and Comparative Bycatch Sampling for Atlantic Herring, Atlantic Mackerel and Atlantic Menhaden fisheries project participate in a conference call to discuss or brainstorm future sampling to avoid data gaps and the resultant addition of these species to the Biological Matrix.*
- New proposals
 - If the Implementation of Electronic Quota Monitoring Reporting in North Carolina proposal is funded through the Fisheries Information System (FIS) RFP, then the remaining funds should be distributed to new proposals first and then moved to maintenance.*

* *indicates a consensus decision*



ACCSP Admin Proposal FY 2022

- \$2,224,272 (updated)
 - Adds one Software staff and reduces contract support
 - Increases in-house ability to test and maintain mobile applications
 - Supports more timely development of ACCSP priorities including eDR redesign
- Future Outlook
 - Stable staffing levels
 - Continued support of integrated coastal data collection
 - Obtaining external funds to support coastwide initiatives
 - Example: Two ACCSP projects funded by FIS for FY 2022 (Attribute validation, and FISMA support)



2022 Proposal Funding Action:

Consider updated proposal summary for action.
Continue to engage ACCSP Leadership Team to implement Coordinating Council intent as Congressional funding status evolves.

Motion:





**Note Action Plan Review
during Business Meeting
11:15am Wednesday October 21**

Adjourn

*Our vision is to be the principal source of fisheries-dependent information
on the Atlantic coast through the cooperation of all program partners.*