




2017 Fishery Management Plan Review for Atlantic Striped Bass (2016 Fishing Year)



Atlantic Striped Bass Management Board
October 19, 2017

Overview



1. Status of the stock
2. Status of the fishery
3. Status of management measures
4. Compliance and recommendations



Status of the Stock



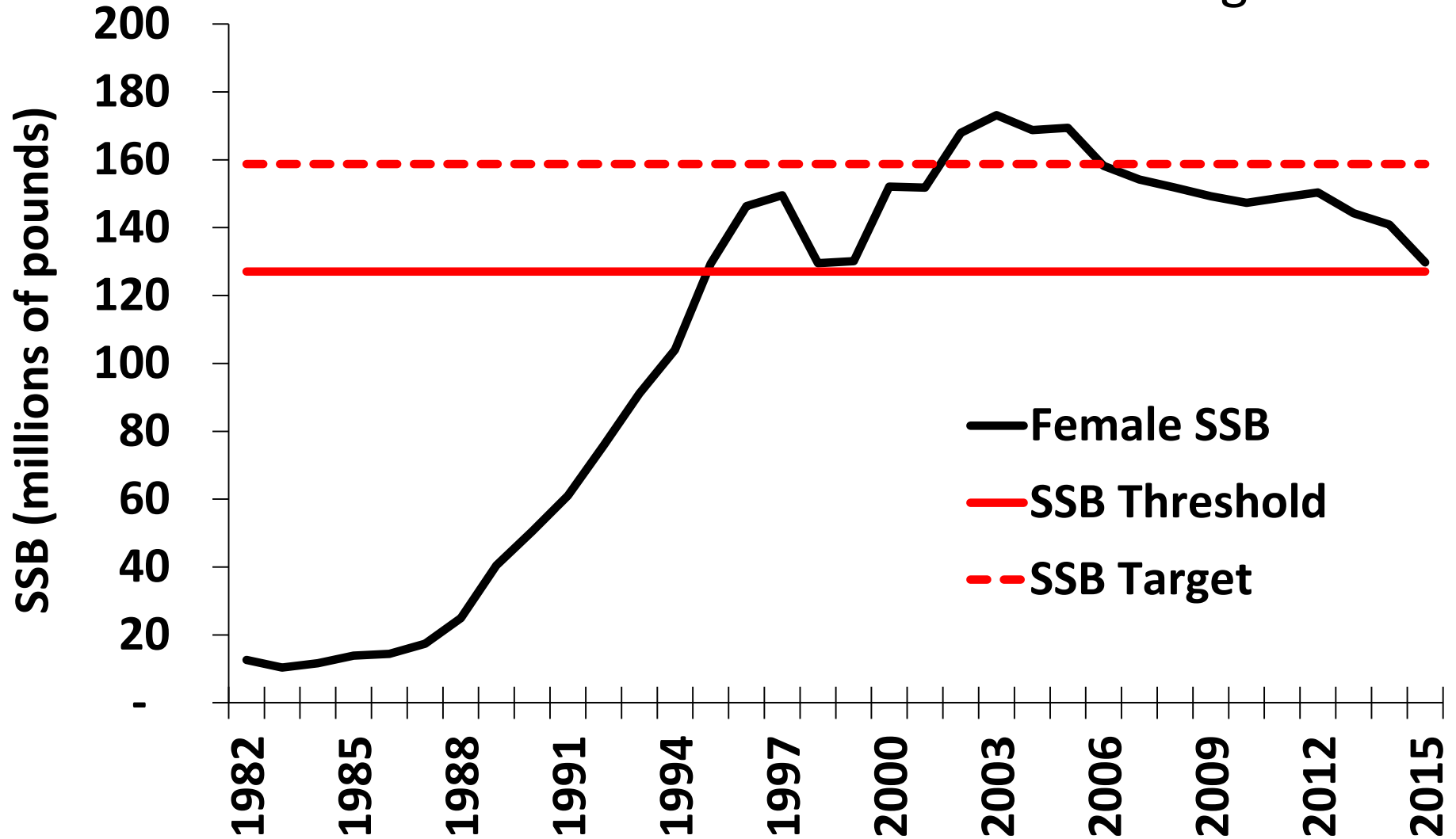
- The Atlantic striped bass stock is not overfished and overfishing is not occurring
 - Based on results of the 2016 SA update
 - Benchmark currently underway; peer-review expected end of 2018

	<i>SSB (MT)</i>	<i>F</i>
2015	58,853	0.16
Threshold	57,626	0.22
Target	72,032	0.18

Status of the Stock



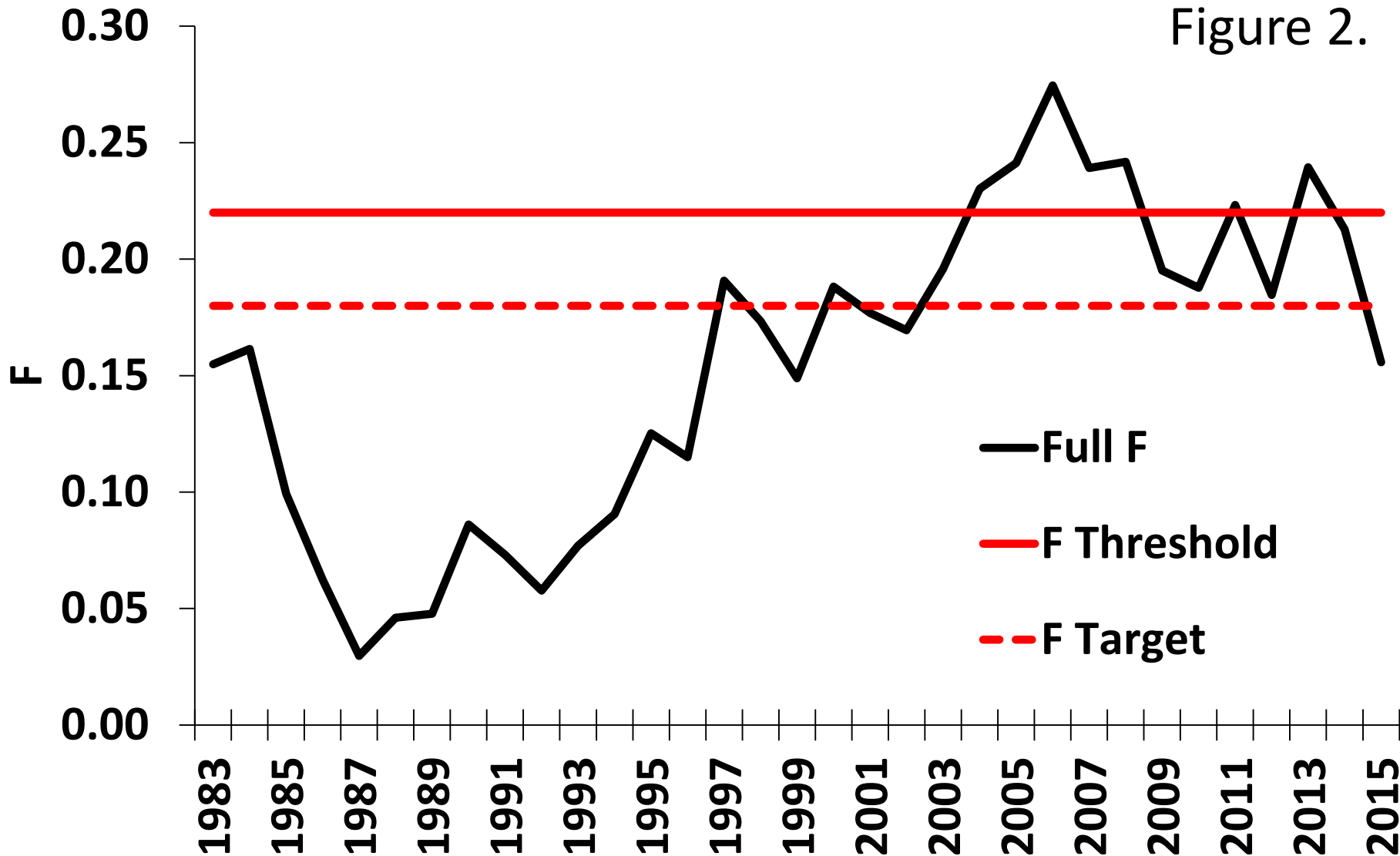
Figure 1.



Status of the Stock



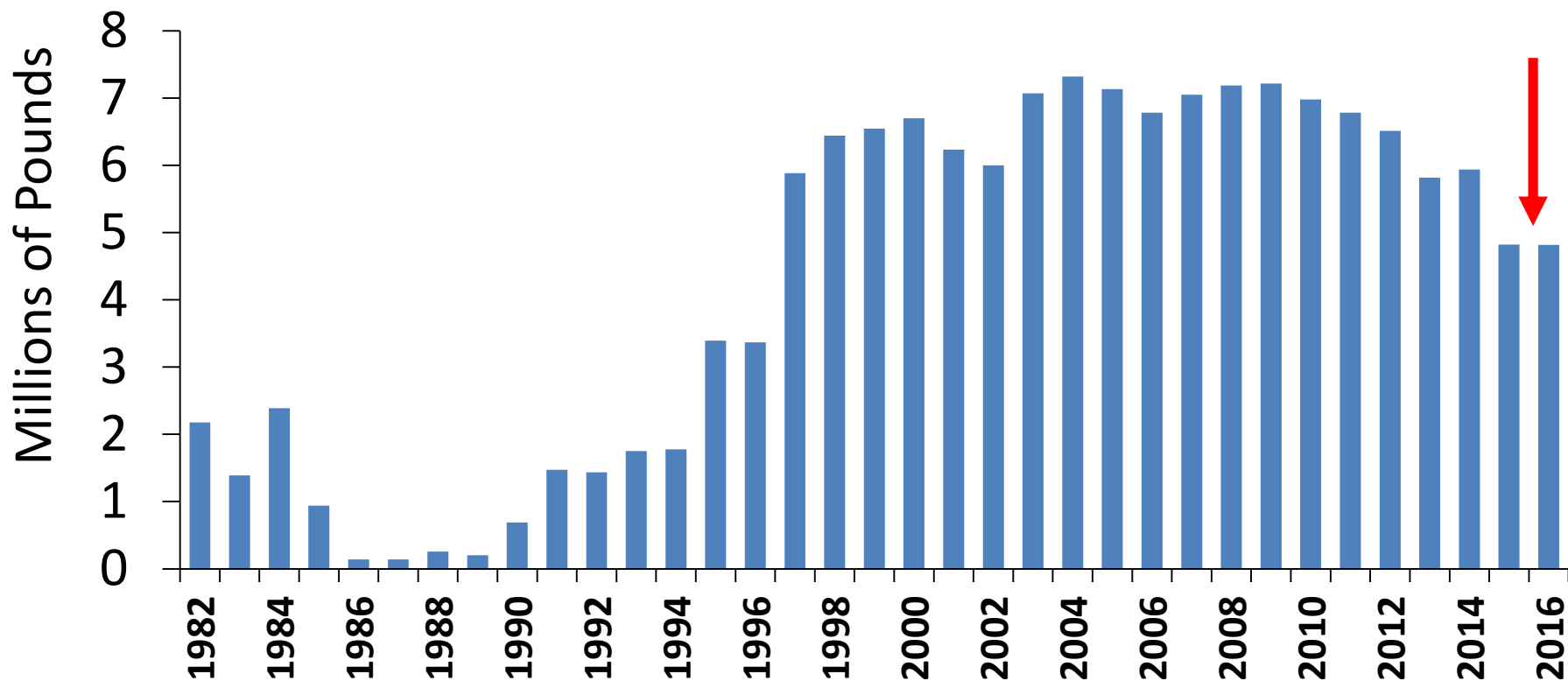
Figure 2.



Status of the Fishery: commercial



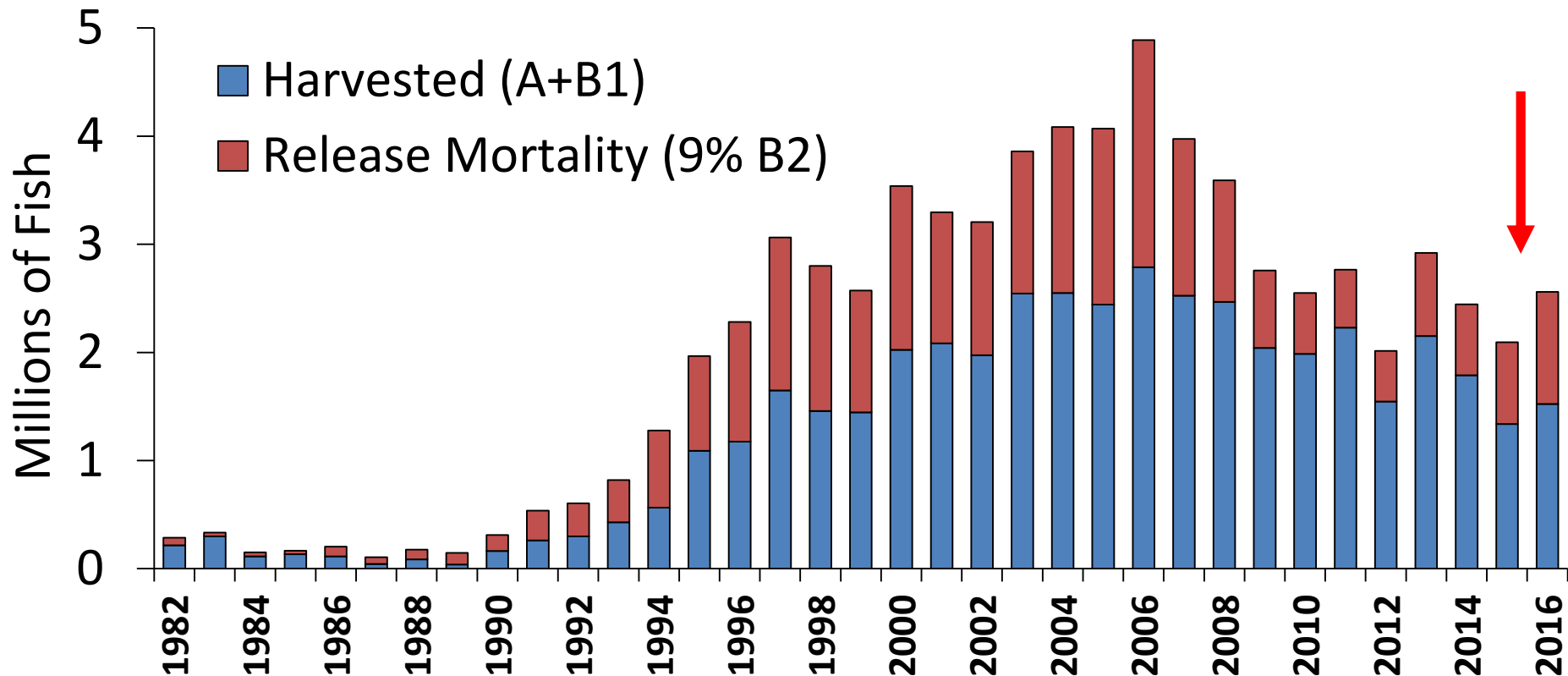
- 4,818,212 pounds (614,469 fish) landed in 2016
- ~60% from the Chesapeake Bay fisheries
- Commercial discards estimated at 404,815 fish



Status of the Fishery: recreational



- 18% increase (number of fish) in removals compared to 2015
- 19,879,730 pounds (1,524,474 fish) harvested in 2016
- 11.5 million fish released alive in 2016; 37% increase
 - 9% release mortality = 1.04 million fish killed



Albemarle Sound/Roanoke River Stock



Stock Status:

- Not overfished and overfishing is not occurring
- $SSB_{2014} = 2,024,583$ lbs > threshold (772,588 lbs) and target (965,735 lbs)
- $F_{2014} = 0.06 <$ threshold (0.41) and target (0.33)
- Caution when evaluating 2014 F and SSB estimates

Harvest:

- 2016 com harvest = 123,111 pounds (31,072 fish)
- 2016 rec harvest = 79,704 pounds (26,054 fish)



Commercial Quota: Coastal



State	2016 Quota (Add IV)	2016 harvest	overage	2017 Quota
ME*	188	-	-	188
NH*	4,313	-	-	4,313
MA	869,813	938,740	68,927	800,886
RI	174,669	174,701	32	181,540
CT**	17,813	-	-	17,813
NY	795,795	560,803	-	795,795
NJ**	241,313	-	-	241,313
DE	145,085	136,536	-	145,085
MD	90,727	32,636	-	90,727
VA	138,640	139,229	589	138,051
NC	360,360	0	-	360,360
Total	2,838,715	1,982,645	69,548	2,776,070

Commercial Quota: Ches-Bay



Jurisdiction	2016 Quota (Add IV)	2016 harvest	overage	2017 Quota
MD	1,471,888	1,432,681	-	1,471,888
VA	1,064,997	902,284	-	1,064,997
PRFC	583,362	500,602	-	583,362
Total	3,120,247	2,835,567	-	3,120,247



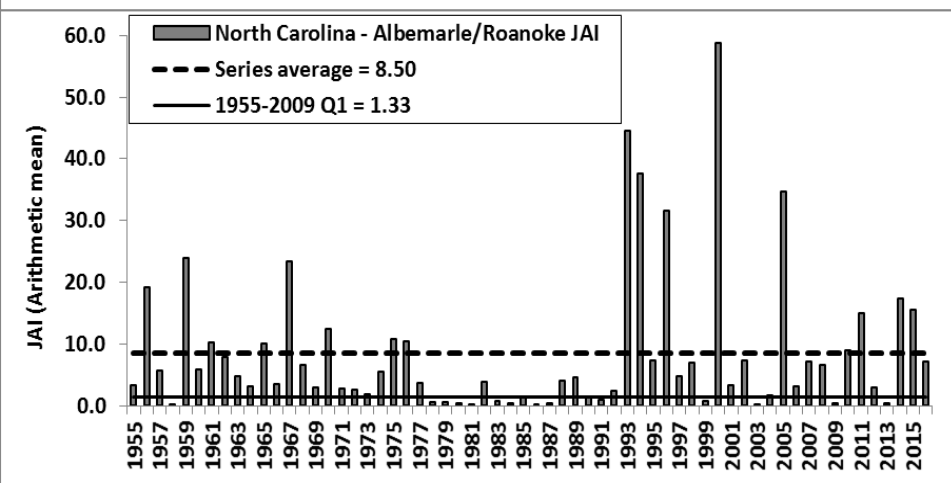
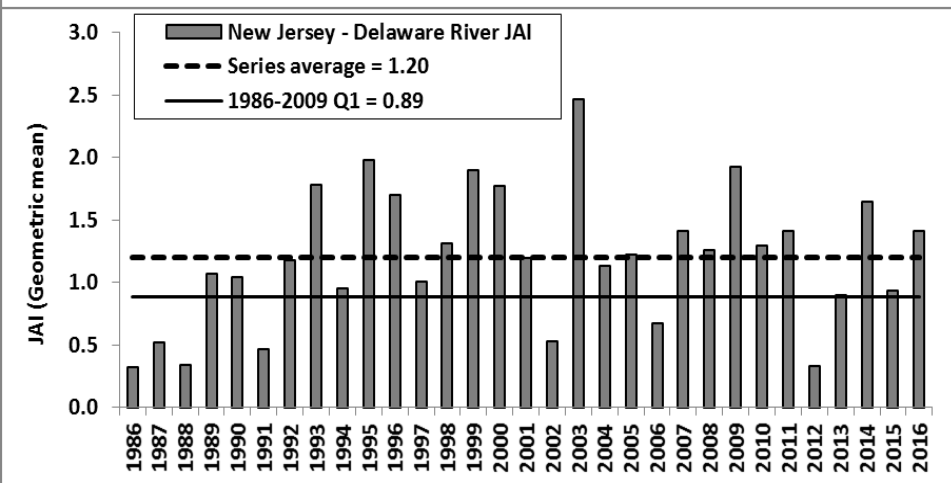
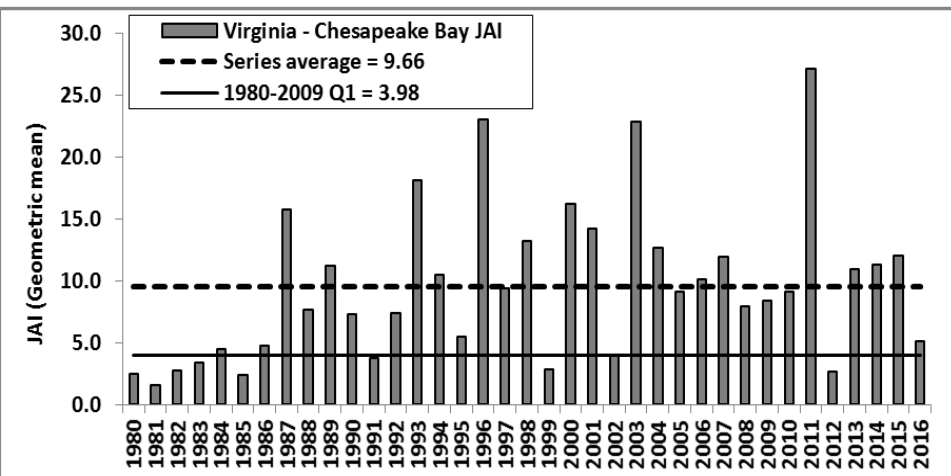
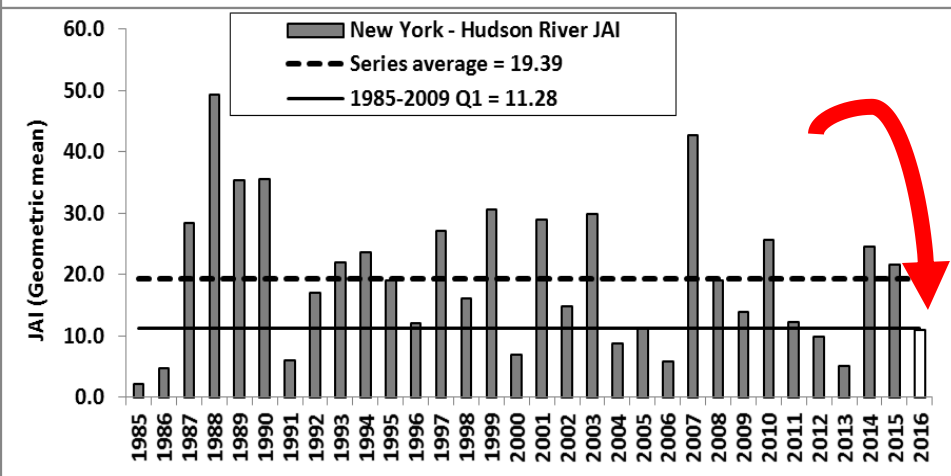
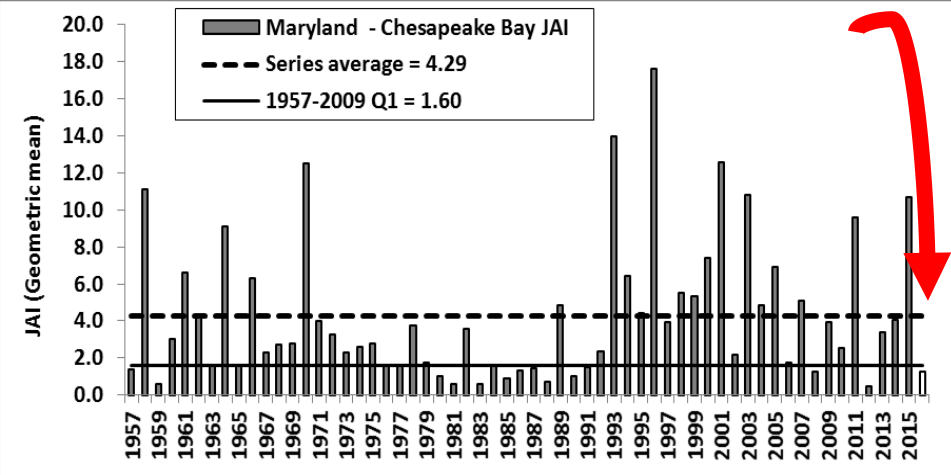
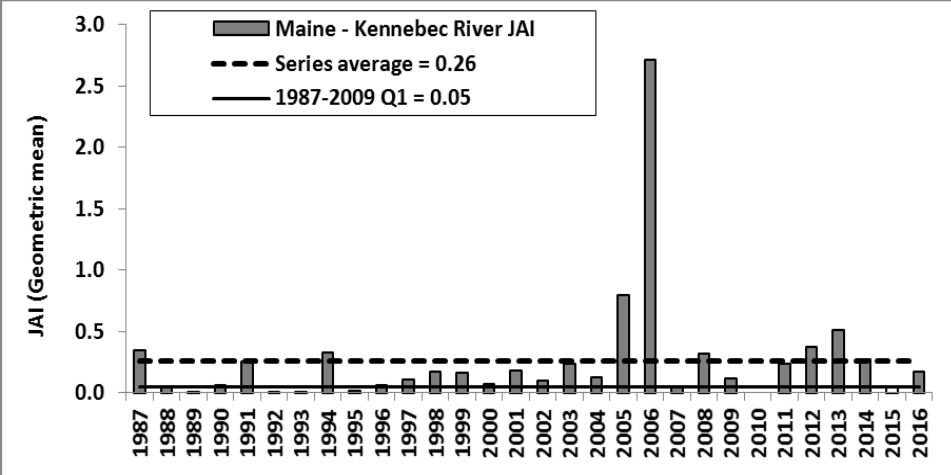
Status of Management Measures



Addendum II: Juvenile Abundance Indices (JAIs)

- Recruitment failure = a value that is lower than 75% (the first quartile, Q1) of all values in the dataset
- If any surveys JAI falls below Q1 for three consecutive years, then appropriate action should be recommended to the Board
- PRT evaluated 2014, 2015, and 2016 JAI values
- No management action is triggered





Status of Management Measures



Addendum III: Commercial Tagging Program

- Requires all states with commercial fisheries to implement a commercial tagging program
- Monitoring reports due no less than 60 days prior to the start of its commercial fishing season
 - previous years tagging program, tag descriptions for the upcoming season, issues with the program
- In 2015, all states implemented commercial tagging programs consistent with Addendum III



Compliance and Recommendations



- All states implemented regulations consistent with Amendment 6 and Addenda I-IV
 - No *de minimis* requests
- PRT recommends the Board accept the 2017 FMP Review and state compliance reports for Atlantic striped bass






Questions?





Board Guidance on Atlantic Striped Bass FMP Goals and Objectives



Atlantic Striped Bass Management Board

October 19, 2017

Outline



- Background
 - 2018 benchmark Assessment
 - Current BRP's
 - FMP Objectives and Acceptable Risk
- Board guidance



Background



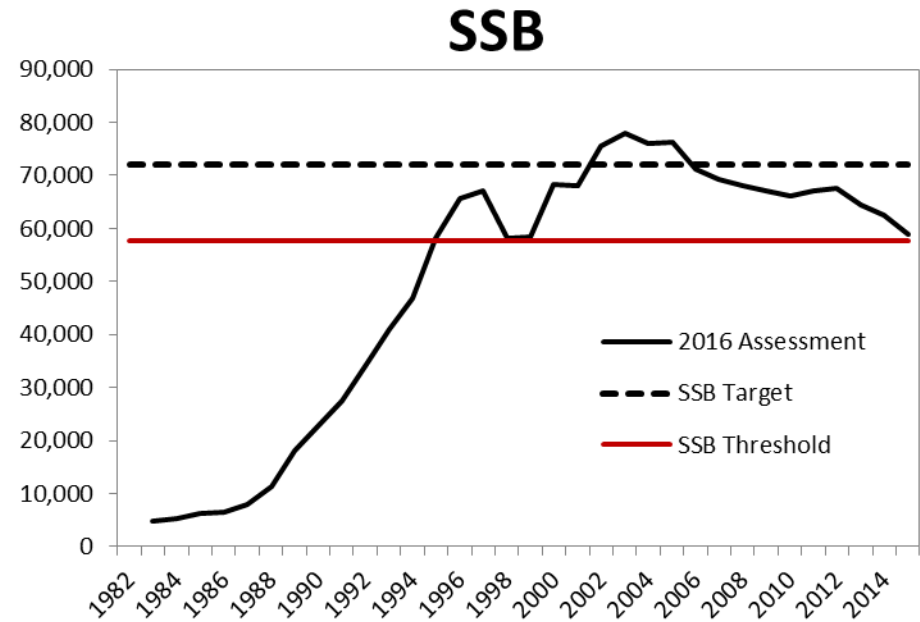
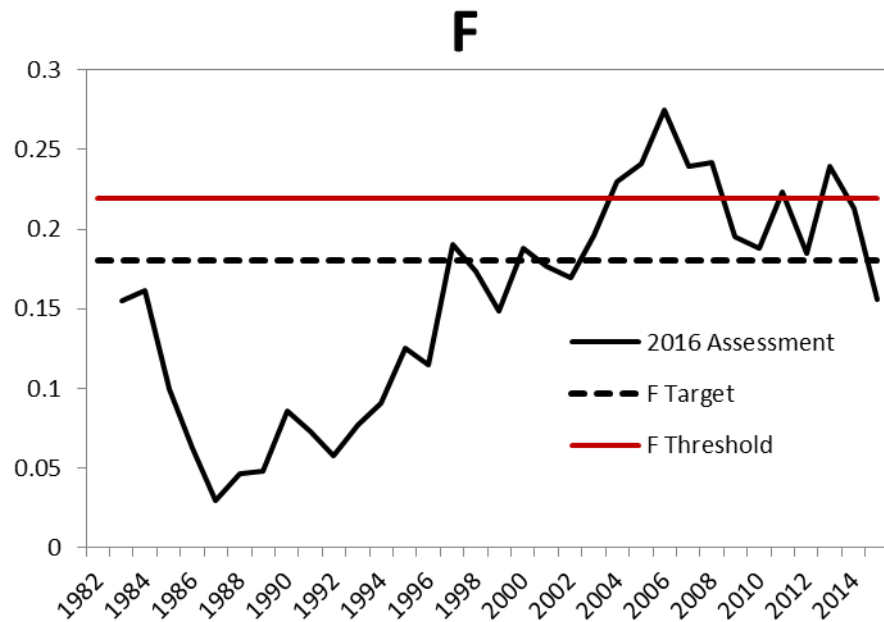
- 2018 benchmark assessment underway
- TOR #5 is “Update or redefine biological reference points (BRPs; point estimates or proxies for B_{MSY} , SSB_{MSY} , F_{MSY} , MSY). Define stock status based on BRPs by stock component where possible.”



Background



- The current SSB threshold is the estimate of SSB in 1995, current SSB target is 125% of that value.
- Current F target and threshold are those that will maintain the populations at the SSB target and threshold.



Background



- There is a trade-off between preserving SSB and allowing fishing.
- The Board has raised concern that the current BRP's are too conservative for various biological, ecological, and socio-economic reasons and may be restricting fishing unnecessarily.
- The current management objectives and acceptable risk levels were laid in Amendment 6 to the Atlantic Striped Bass FMP (2003).



Board Guidance



- Is the Board satisfied with the current management objectives and acceptable risk levels as laid out in Amendment 6?
- Does the Board want to manage the stock to:
 - Maximize yield
 - Maximize catch rates
 - Maximize the availability of trophy fish
- What is the acceptable level of risk when it comes to preventing stock collapse?



Board Guidance



- The TC and SAS recognize this is not a simple task so they recommend the Board consider one of the following:
 - Formal workshop (e.g. Atlantic Menhaden Ecosystem Management Objectives Workshop)
 - Develop a subcommittee of the Board
 - Develop and issue a survey for the Board to seek preferred direction for management and preferred balance between SSB and F



Board Guidance



- The TC and SAS could also conduct a full Management Strategy Management Evaluation, however it would not be completed until after the benchmark is complete and peer reviewed.





Questions???

