



ASMFC

FISHERIES *focus*

Vision: Sustainable and Cooperative Management of Atlantic Coastal Fisheries

INSIDE THIS ISSUE

Upcoming Meetings
page 2

From the Executive Director's Desk
page 3

Species Profile
Winter Flounder
page 4

Fishery Management Actions
Black Sea Bass
Addendum XXXIII Update
page 6

2020 Annual Report Available
page 7

The Latest from ACCSP
Up Close and Personal: Meet Captain Jerry Morgan, ACCSP Advisor
page 10

Employees of the Quarter
page 11

On the Legislative Front
State Delegation and Committee Organization in 117th Congress
page 12

Atlantic Striped Bass Board Continues to Move Forward on Development of Draft Amendment 7
page 14

Comings & Goings
page 15

Science Highlight: American Shad Habitat Modeling & its Use in the 2020 Benchmark Stock Assessment

Dams and their effects on riverine habitat access and fish survival have long been recognized as primary contributors to diadromous species population declines since the 1800s. Dams continue to be a factor limiting rebuilding of current populations. For example, existing dams completely or partially restrict access to 40% of historic American shad riverine habitat for spawning and nursery use in U.S. and Canadian Atlantic coast rivers. Efforts have been made to provide fish passage, primarily upstream, at dams through the construction and operation of fishways. However, fishways have largely been ineffective at passing American shad to historical habitat. Additionally, fishways often impose their own sub-lethal and lethal effects, such as increased energy devoted to navigate the fishway and increased vulnerability to predators. Despite the recognized effects of dams, quantifying these effects on a large geographic scale has not been done previously for American shad.

As part of the 2020 American shad benchmark stock assessment, simulation models based on those developed by Stich et al. (2019), which link shad life history attributes (e.g., growth, maturation, natural mortality) with habitat access, were applied to all Atlantic coast stocks to evaluate the potential impacts of dams on population dynamics of these stocks. The models are predicated on dam impacts to upstream spawning migrations of adult fish and downstream migrations of both juvenile and adult fish to ocean habitats. Upstream passage impacts spawning success, while downstream passage impacts survival to older ages. The models track cohorts (groups of fish of the same age in a given year) through time as they grow, mature, reproduce, and eventually die. Abundance of all cohorts in a given year is summed to track changes in total stock abundance through time.



American shad in the Connecticut River (c) Bill Byrne, MassWildlife

continued, see SCIENCE HIGHLIGHT on page 8

Upcoming Meetings

The Atlantic States Marine Fisheries Commission was formed by the 15 Atlantic coastal states in 1942 for the promotion and protection of coastal fishery resources. The Commission serves as the deliberative body of the Atlantic coastal states, coordinating the conservation and management of nearshore fishery resources, including marine, shell and diadromous species. The fifteen member states of the Commission are: Maine, New Hampshire, Massachusetts, Rhode Island, Connecticut, New York, New Jersey, Pennsylvania, Delaware, Maryland, Virginia, North Carolina, South Carolina, Georgia, and Florida.

Atlantic States Marine Fisheries Commission

Patrick C. Keliher (ME), *Chair*
A.G. "Spud" Woodward (GA), *Vice-Chair*

Robert E. Beal,
Executive Director

Patrick A. Campfield,
Science Director

Toni Kerns,
ISFMP Director

Laura C. Leach,
Director of Finance & Administration

Geoff White,
ACCSP Director

Tina L. Berger, *Editor*
Director of Communications
tberger@asmfc.org

703.842.0740 Phone
703.842.0741 Fax
www.asmfc.org
info@asmfc.org

June 8 - 10

Mid-Atlantic Fishery Management Council Webinar; visit <https://www.mafmc.org/council-events/2021/june-2021-council-meeting> for more information

June 9 (10 AM - Noon)

Atlantic Striped Bass Technical Committee; visit <http://www.asmfc.org/calendar/6/2021/striped-bass-technical-committee-webinar/1736> for more information

June 14 - 18

South Atlantic Fishery Management Council Webinar; visit <https://safmc.net/safmc-meetings/council-meetings/> for more information

June 16 (1 - 3 PM)

Atlantic Menhaden Work Group; visit <http://www.asmfc.org/calendar/6/2021/atlantic-menhaden-work-group/1731> for more information

June 17 (9 - 11 AM)

Joint Meeting of the MAFMC and ASMFC Bluefish Advisory Panels; visit <https://www.mafmc.org/council-events/2021/bluefish-ap-meeting-june17> for more information

June 17 (1 - 3:30 PM)

Atlantic Striped Bass Plan Development Team; visit <http://www.asmfc.org/calendar/6/2021/striped-bass-plan-development-team-webinar/1725> for more information

June 21 (10AM - Noon)

Tautog Advisory Panel; visit <http://www.asmfc.org/calendar/6/2021/tautog-advisory-panel/1734> for more information

June 21 (1 - 4 PM)

Joint Meeting of the MAFMC and ASMFC Summer Flounder, Scup, and Black Sea Bass Advisory Panels; visit <https://www.mafmc.org/council-events/2021/joint-sfsbsb-ap-meeting-jun21> for more information

June 22 - 24

New England Fishery Management Council Webinar; visit <https://www.nefmc.org/calendar/june-2021-council-meeting> for more information

June 23 (9 AM - Noon)

Atlantic Croaker and Spot Technical Committee; visit <http://www.asmfc.org/calendar/6/2021/atlantic-croaker-and-spot-technical-committee/1735> for more information

June 24

Habitat Committee; visit <http://www.asmfc.org/calendar/6/2021/habitat-committee-meeting/1717> for more information

June 28 (1 - 3 PM)

Atlantic Menhaden Work Group; visit <http://www.asmfc.org/calendar/6/2021/atlantic-menhaden-work-group/1732> for more information

June 29 & 30

ACFHP Steering Committee; visit <http://www.asmfc.org/calendar/6/2021/acfhp-steering-committee-meeting/1718> for more information

August 3 - 5

ASMFC Summer Meeting Webinar; visit <http://www.asmfc.org/calendar/8/2021/ASMFC-2021-Summer-Meeting/1483> for more information

From the Executive Director's Desk



The range of factors influencing the Commission's actions is complex and constantly evolving. While most of our time is focused on the issues associated with managing the 27 stocks under our care, there are some broad, overarching issues and potential management tools that demand our attention if we are to be effective. These include changing ocean conditions and shifts in species distributions, allocation, scenario planning, and addressing risk and uncertainty in our decision-making.

Changing Ocean Conditions & Shifting Species Distribution

Changes in ocean temperature, currents, acidification, and sea level rise are affecting nearly every facet of fisheries resources and management at the state, interstate, and federal levels. Potential impacts to marine species include prey and habitat availability, water quality, susceptibility to disease, and spawning and reproductive potential. The distribution and productivity of fishery stocks are often changing at a rate that fisheries stock assessments and management struggle to keep pace with. Several Commission species are already responding to changes in ocean temperatures. For example, warming ocean waters created inhospitable environments for reproduction and survivability for northern shrimp and Southern New England lobster. For cobia, black sea bass, and summer flounder, changing ocean conditions have contributed to shifts in species distributions, with some species expanding their ranges and others moving into deeper and/or more northern waters to stay within preferred temperature ranges. For other species depleted due to factors other than fishing mortality (e.g., habitat degradation and availability, predation), the states will need to explore options to aid in species recovery. And, if a stock's viability is compromised, Commission resources and efforts may need to be shifted to other species that can be recovered or maintained as a rebuilt stock.

Allocation

Resource allocation among the states and between various user groups will continue to be a contentious issue. Many of the Commission's FMPs divvy up the harvestable resource through various types of allocation schemes, such as by state, region, season, or gear type. The changing distribution of many species has further complicated the issue of resource allocation with traditional allocation schemes being challenged and a finite amount of fishery resources to be shared. Discussion may be difficult and divisive, with some states and their stakeholders wanting to maintain their traditional allocations, while others are seeking a greater share of the resource given increased abundance and availability in their waters. States will need to seek innovative ways to reallocate species so that collectively all states feel their needs are met. What will be required to successfully navigate these discussions and decisions is the commitment of the states to work through the issues with integrity and fairness, seeking outcomes that balance the needs of the states and their stakeholders with the ever changing realities of changing resource abundance and availability.

Scenario Planning

One tool that has been getting increasing attention and traction among fisheries managers is the use of scenario planning to help

them adaptively plan for the social and ecological uncertainties of climate change on fisheries resources. The basic premise of scenario planning is to identify various future scenarios, how these may affect an agency's or agencies' primary objectives (in this case, sustainable fisheries management), and provide a mechanism to identify possible solutions. The most effective scenario planning exercises involve a wide range of participants, especially those most vulnerable or affected by social and ecological uncertainty. To this end, the Commission will help support an East Coast Climate Scenario Planning Initiative. Designed and led by the Mid-Atlantic Fishery Management Council, the Initiative will span up to two years and include online stakeholder engagement events, in-person meetings, and workshops. While it is still early in the development phase, the Initiative's ultimate goal will be to evaluate climate change-related management and governance issues in a changing ocean environment across multiple jurisdictions. The process will produce potential changes to East Coast fisheries governance to respond to climate change impacts on fisheries.

Incorporating Risk and Uncertainty into Decision-making

Successful fishery management requires consideration of the risk and uncertainty inherent in fisheries information and management. Recognizing this, the Commission has been working to develop a Risk and Uncertainty Policy. The purpose of the Policy is to provide a consistent yet flexible mechanism to account for uncertainty, manage the risk of overfishing, and minimize any adverse socioeconomic or ecosystem effects. The Commission's approach uses a decision tool to incorporate diverse information about risk and uncertainty, as well as the relative importance of this information, into a recommended probability of achieving the management objectives. This probability is then used with projections to set a harvest level (e.g., total allowable catch). The Policy will provide a more consistent structure for decision-making and improve transparency. The Risk and Uncertainty Work Group collaborated with members of Committee on Economics and Social Sciences, Assessment Science Committee, and Striped Bass Technical Committee to develop the draft policy, decision tool, and a striped bass example. The next step will be to pilot implementation of the policy and decision tool with tautog as the focal species in order to better understand how the process will be applied in real management scenarios.

While these issues may seem daunting, they are not insurmountable. In order for the Commission to be successful, the states must recommit to their collective vision of "Sustainable and Cooperative Management of Atlantic Coastal Fisheries," recognizing that their strength lies in working together to address the fisheries issues before us. Given today's political and environmental realities, the need for cooperation among the states has never been more important. It is also critical the states and their federal partners seek to strengthen their cooperation and working relationships, providing for efficient and effective fisheries management across all agencies. No one state or federal agency has the resources, authority, or ability to do it alone.

Species Profile: Winter Flounder

While Harvest Has Declined, Assessment Updates Show Little Improvement in Biomass

Introduction

Once an iconic Northeast species, winter flounder have been reduced to a bycatch commercial fishery and a rare catch by recreational anglers in New England and the Mid-Atlantic. The 2020 stock assessment update for Southern New England/Mid-Atlantic (SNE/MA) winter flounder indicates the stock remains overfished, despite overfishing not occurring in 2019. Fishing pressure on the stock has significantly decreased over time, but recruitment remains at time series lows. The New England Fishery Management Council's Science and Statistical Committee and the stock assessment peer review panel discussed the need to better characterize the role that environmental indicators and climatic shifts play in the SNE/MA stock's depleted status. The Gulf of Maine (GOM) stock assessment results are also puzzling to managers because fishing mortality remains at time series lows, but indices of abundance seem to be unaffected. Both the GOM and SNE/MA assessments were completed in 2020 and peer-reviewed as part of the Northeast Fisheries Science Center's management track stock assessment process.

Life History


Winter flounder is an estuarine flatfish found in almost all shoal water habitats along the Northwest Atlantic coast. The geographic distribution ranges from nearshore habitats to offshore fishing banks. The name 'winter' flounder refers to the species' annual spawning migrations into nearshore waters in the winter. Adults migrate in two phases: an autumn estuarine immigration prior to spawning, and a late spring/summer movement to either deeper, cooler portions of estuaries or to offshore areas after spawning. This pattern of seasonal distribution may change in the northern extent of the range where they migrate to shallow water in the summer and deeper waters in the winter. The annual spawning period varies geographically and although spawning periods overlap considerably, peak spawning times are earlier in southern locations.

During spawning, females release demersal (negatively or neutrally buoyant) adhesive eggs whose properties facilitate retention within spawning grounds. Many factors influence larval growth and survival, including temperature, salinity, dissolved oxygen, and food availability. Nursery habitat for larvae and juveniles is typically littoral (along the shore) and sublittoral saltwater coves, coastal salt ponds, estuaries, and protected embayments; although larvae and juveniles have also been found in open ocean areas such as Georges Bank and Nantucket shoals. Larvae are predominantly found in the upper reaches of estuaries in early spring, moving into the lower estuary later in the season.

Estuarine habitat plays an essential role in all stages of winter flounder life history. Specifically, it provides spawning and foraging areas for adults, and nursery habitat and food sources for juveniles. Young-of-the-year winter flounder and juveniles reside permanently in the estuaries while adults may leave estuaries during warm summer months. Tagging studies have shown spawning-site fidelity in winter flounder, meaning that individuals will often return to the location where they were hatched, or close by. This suggests that subpopulations of winter flounder may be vulnerable to localized depletion.

Sources of natural mortality for winter flounder include predation, parasites, disease, and competition. Predatory fish such as striped bass, bluefish, and summer flounder, as well as birds, invertebrates, and marine mammals prey on larvae and juveniles. Atlantic cod, spiny dogfish, goosefish, and winter skate are the main predators of adult winter flounder. The diet of winter flounder is limited by their small mouth size and reliance on sight to locate prey. Feeding occurs solely during the day but intensifies during ebbing and flooding tides. Adults feed mostly on small invertebrates, shrimp, clams, and worms.

Species Snapshot



Winter Flounder

Pseudopleuronectes americanus

Management Unit

Maine through Delaware

Common Names

blackback, lemon sole, flat fish, mud dab, black flounder

Family

Pleuronectidae are also known as righteye flounders because most species lie on the sea bottom on their left sides, with both eyes on their right sides. Winter flounder is one of 60 species in this family.

Interesting Facts

- Generally, the darkest of all Gulf of Maine flat fishes.
- Winter flounder grow largest in Georges Bank and smallest in the Gulf of Maine.
- High site fidelity (attachment to specific sites) creates potential for local extinction.

Maximum Size

- Adult winter flounder may grow as large as 70 cm (27.6 inches) and reach ages of 15+ years

Stock Status

- Gulf of Maine - Overfished status unknown and overfishing is not occurring
- Southern New England/Mid-Atlantic - Overfished and overfishing is not occurring

Commercial and Recreational Fisheries

Historically valuable to commercial harvesters and recreational anglers throughout New England and the Mid-Atlantic, winter flounder fisheries are a fraction of what they once were. Total landings (commercial and recreational) in both areas peaked in the early 1980s at approximately 10 million pounds in the GOM and 36 million pounds in SNE/MA. Today, as a result of stringent regulations and low biomass, landings in both areas are significantly reduced. In 2019, total landings in the GOM stock were about 313,000 pounds while total landings in the SNE/MA stock were approximately 338,000 million pounds. Over the past five years, commercial harvest has accounted for about 90% of total fishing mortality.

Stock Status

Gulf of Maine

The GOM stock assessment indicates overfishing was not occurring in 2019. Biomass in 2019 was estimated to be 62.3 million pounds. The assessment produces biomass estimates from three different fall surveys, but the area-swept methodology does not provide biomass reference points, resulting in an unknown stock biomass status. The GOM survey indices of abundance are relatively flat over the full time series with little change to the size structure.

A persistent challenge in assessing the GOM winter flounder stock is the apparent lack of response in survey abundance indices to significant declines in fishery removals. While recreational and commercial harvest has declined, survey indices have been relatively flat and there has been little change in the size structure of winter flounder caught.

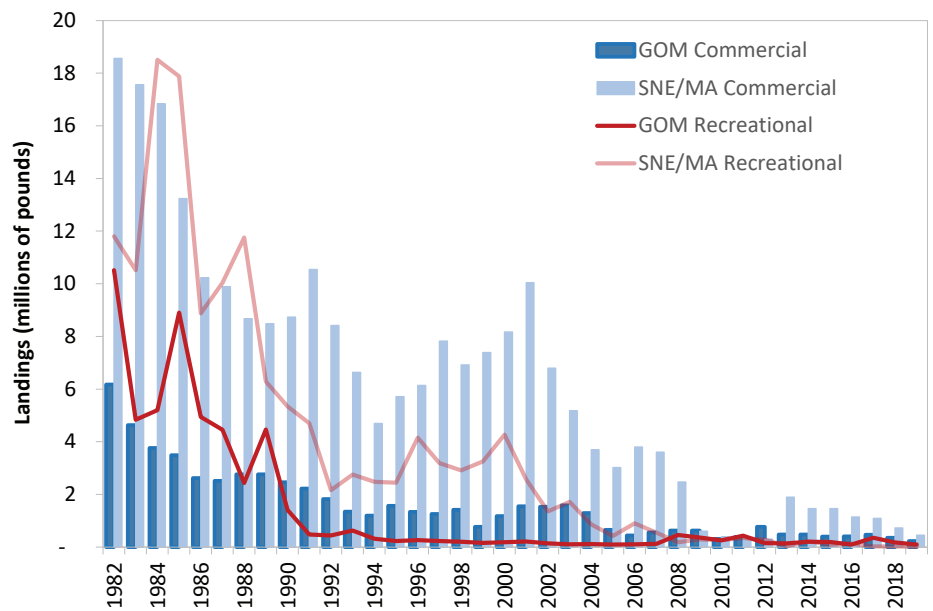
Southern New England/Mid-Atlantic

The SNE/MA assessment indicates the stock is overfished but overfishing did not occur in 2019. There has been an overall declining trend in spawning stock biomass (SSB) with the current estimate a time series low of 8.7 million pounds. The current SSB is 32% of the biomass target and 64% of the biomass threshold despite sustained

low levels of fishing mortality. Recruitment, an important indicator of the stock's ability to rebuild, has declined sharply since the 1980s and remains near the time series low. The stock is in a rebuilding plan with a rebuild date of 2023. However, a projection using assumed catch in 2020 and zero fishing mortality through 2023 indicated about a 5% chance of reaching the SSB target. The rebuilding potential of winter flounder in the southern most range is limited by environmental change and regional warming. The SNE/MA stock has continued to decline despite reduced exploitation.

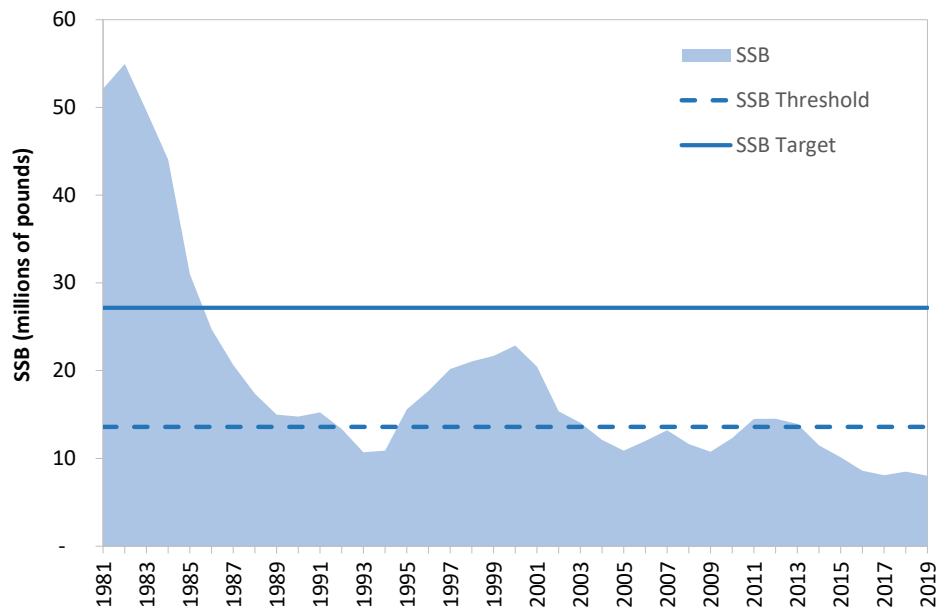
Winter Flounder Commercial and Recreational Landings by Stock Unit

Sources: GOM and SNE/MA Winter Flounder Assessment Update Reports, 2020



Winter Flounder SNE/MA Spawning Stock Biomass

Source: SNE/MA Winter Flounder Assessment Update Report, 2020



continued, see WINTER FLOUNDER on page 16

ASMFC and MAFMC Approve Changes to State Allocations of Commercial Black Sea Bass Quota

In February, the Commission’s Summer Flounder, Scup, and Black Sea Bass Management Board (Board) and the Mid-Atlantic Fishery Management Council (Council) jointly approved several changes to the management program for black sea bass commercial fisheries. These changes include modifying the state allocations of the commercial black sea bass quota, adding the state allocations to the Council’s Fishery Management Plan (FMP), and modifying the regulations for federal in-season closures. The Board adopted the new allocations through Addendum XXXIII to the Summer Flounder, Scup and Black Sea Bass FMP, while the Council recommended these changes through an amendment to its FMP. These actions address significant changes in the distribution of black sea bass that have occurred since the original allocations were implemented under Amendment 13 in 2003 and also account for the historical dependence of the states on the black sea bass fishery.

Under the approved changes, Connecticut’s baseline allocation will increase from 1% to 3% of the coastwide quota to address its disproportionately low allocation compared to the increased availability of black sea bass in state waters. The state allocations will then be calculated by allocating 75% of the coastwide quota

according to the new baseline allocations (historical allocations modified to account for Connecticut’s increase to 3%) and 25% to three regions based on the most recent regional biomass distribution information from the stock assessment (see Table

continued, see CHANGES TO STATE ALLOCATIONS on next page

Table 1. Revised state allocation percentages of the black sea bass quota based on the most recent regional biomass distribution information.

State	Allocations under Amendment 13	New Allocations Using Most Recent Biomass Distribution*	Difference from Amendment 13 to New Allocations
ME	0.50%	0.40%	-0.10%
NH	0.50%	0.40%	-0.10%
MA	13.00%	15.64%	+2.64%
RI	11.00%	13.23%	+2.23%
CT	1.00%	3.67%	+2.67%
NY	7.00%	8.57%	+1.57%
NJ	20.00%	20.10%	+0.10%
DE	5.00%	4.11%	-0.89%
MD	11.00%	8.88%	-2.12%
VA	20.00%	16.14%	-3.86%
NC	11.00%	8.88%	-2.12%
Total	100.00%	100.00%	

*These allocations are based on the results of the 2019 Operational Stock Assessment and will be updated if future assessments indicate a change to the biomass distribution.

Addendum XXXIII Update

In May at the Commission's Spring Meeting, the ISFMP Policy Board considered an appeal of Addendum XXXIII to the Summer Flounder, Scup, and Black Sea Bass Fishery Management Plan (FMP) from the State of New York under criterion one: the decision was not consistent with the statement of the problem. The Chair noted the decision before the Board was to determine if the appeal is justified under criterion one and if so what remedy should be forwarded to the Summer Flounder, Scup and Black Sea Bass Board.

In the appeal, New York argued its baseline quota should have been increased similarly to that of Connecticut because it too had experienced a significant disparity between allocation and abundance/availability of black sea bass in Long Island Sound. During the years used for the historical allocation, adult black sea bass were rare in Long Island Sound and there was a minimal fishery by both states. Also, during this same time period, New York’s fishery was primarily in the waters of the Atlantic Ocean. The state presented data to show a dramatic increase in the black sea bass abundance beginning in 2010 in Long Island Sound. New York argued it was this new abundance of fish that justified the baseline increase to Connecticut’s quota. If both states share Long Island Sound, New York argued its baseline should also have been increased.

Members of the Policy Board acknowledged with the approval of the Addendum, the Summer Flounder, Scup and Black Sea Bass Board made significant progress in its approach to allocation by moving to regional allocation based on current distribution of the

continued, see ADDENDUM XXXIII UPDATE on next page

1). The three regions are: 1) Maine-New York, 2) New Jersey, and 3) Delaware-North Carolina. The regional allocations will be distributed among states within a region in proportion to their baseline allocations, except Maine and New Hampshire will each receive 1% of the northern region quota. Because the allocations are based in part on the regional biomass distribution from the stock assessment, they will be adjusted if a new assessment indicates a change to the biomass distribution. The Board and Council committed to reevaluating the approved state allocation system within 5 years.

The Council and Board agreed to add the state allocations to the Council's FMP. As a result, future modifications to the allocations will require a joint action of the Board and Council. Additionally, they approved a change to the federal regulations such that the entire black sea bass commercial fishery will close in-season for all federally permitted vessels and dealers once landings are projected to exceed the coastwide quota plus an additional buffer of up to 5%. The buffer aims to minimize negative economic impacts of coastwide closures on states that have not fully harvested their quotas. The Council and Board considered, but did not adopt, changes to the regulations for paybacks of state quota overages; states will only be required to pay back overages of their state quota if the coastwide quota is exceeded.

Addendum XXXIII's measures are final for state waters (0-3 miles from shore) and become effective January 1, 2022. The Council will submit its amendment to NOAA Fisheries for review, approval, and implementation. Addendum XXXIII is available at http://www.asmfc.org/uploads/file/604ba68aBSB_Addendum_XXXIII_Feb2021.pdf. Updates on the Council's amendment will be posted at <https://www.mafmc.org/actions/bsb-commercial-allocation>.

species, allowing for increased equity and directly incorporating science into the process. Board members recognized states made difficult decisions for the sake of the greater good and to advance allocation decisions. Members of the Policy Board stated New York presented a compelling case that the Addendum has not provided adequate relief for the substantial increase of black sea bass in New York state waters of Long Island Sound. The established ocean fishery operating under the existing allocation has created problems where the relief provided by the Addendum was not enough.

Based on this information, the Board found New York's appeal was justified and remanded Section 3.1.1. Baseline Quota Allocations, back to the Commission's Summer Flounder, Scup, and Black Sea Bass Management Board for corrective action that addresses impacts to New York's baseline in a manner comparable to the consideration given Connecticut for the expansion of black sea bass into Long Island Sound. Corrective action taken by the Summer Flounder, Scup, and Black Sea Bass Board should not result in a decrease in Connecticut's baseline allocation to less than 3% or decrease the percentage of quota redistributed according to regional biomass. The Commission's Summer Flounder, Scup, and Black Sea Bass Management Board will address the issue at the Commission's Summer Meeting.

For more information, please contact Toni Kerns, ISFMP Director, at tkerns@asmfc.org or 703.842.0740.

ASMFC 2020 Annual Report Available

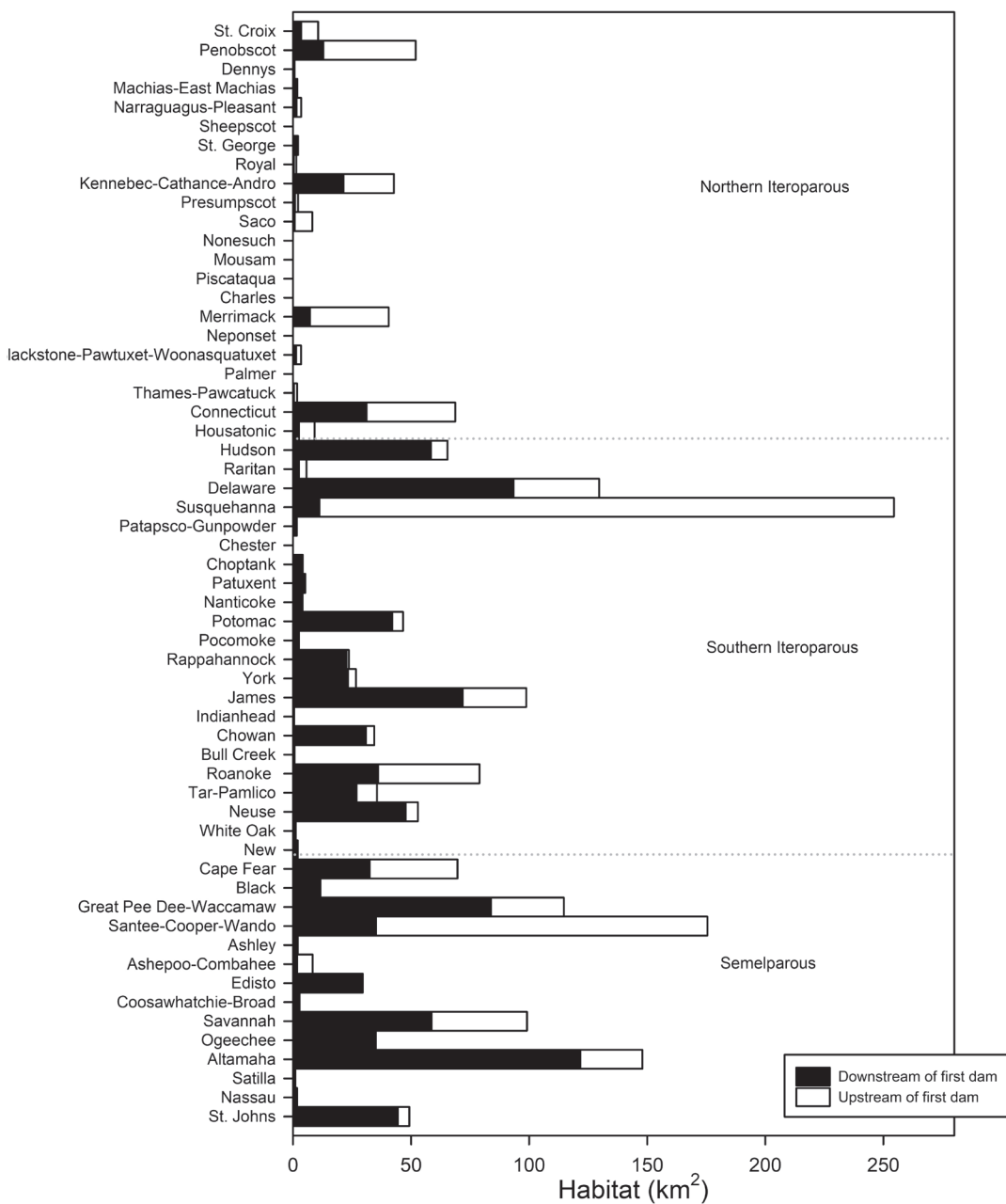
In April, the Commission released its 2020 Annual Report, which fulfills our obligation to inform Congress on the Commission's use of public funds, and provides stakeholders with an overview of activities and progress in carrying out our cooperative stewardship responsibilities for the marine, shell, and diadromous species under our care. The report includes a quick guide to stock status for the 27 species groups the Commission manages; a fisheries management section, which focuses on species which had the most significant management or stock assessment activities in 2020; and sections highlighting our major accomplishments in 2020 in the areas of fisheries science, habitat conservation, and fishery-dependent data collection and management. Please visit the Commission's website at www.asmfc.org for additional information on any of our programs or activities. The report is available at http://www.asmfc.org/files/pub/2020AnnualReport_web.pdf.



Stocks are assigned to regional metapopulations based on their reproductive strategy and other life history attributes that change with latitude. A metapopulation is a spatially-structured population with subunits (river-specific stocks for American shad) that interact with each other but are distinct. The semelparous metapopulation includes river systems to the southern extend of the population's range from the Cape Fear River in North Carolina to the St. Johns River in Florida, the southernmost river supporting an American shad stock. These fish return to their natal rivers once mature, spawn, and die, much like many salmon populations. Dams are only assumed to impact juvenile fish survival in these stocks because the adults die on the spawning grounds following spawning. Fish to the north are iteroparous, repeating spawning multiple times throughout their lives. The iteroparous stocks are broken into two metapopulations, southern iteroparous and northern iteroparous, based on differences in life history attributes. The southern iteroparous metapopulation includes stocks north of the Cape Fear River to the Hudson River in New York, and the northern iteroparous metapopulation includes stocks north of the Hudson River. The northern iteroparous metapopulation is presented here as U.S. and Canadian components due to the international border separating these stocks and associated differences in management, but these stocks have similar life history attributes.

Figure 1. Total Habitat Available to American Shad Upstream and Downstream of the First Dam by U.S. River

Dotted lines indicate transitions between metapopulations. Rivers (y-axis) are ordered in descending latitude.



are iteroparous, repeating spawning multiple times throughout their lives. The iteroparous stocks are broken into two metapopulations, southern iteroparous and northern iteroparous, based on differences in life history attributes. The southern iteroparous metapopulation includes stocks north of the Cape Fear River to the Hudson River in New York, and the northern iteroparous metapopulation includes stocks north of the Hudson River. The northern iteroparous metapopulation is presented here as U.S. and Canadian components due to the international border separating these stocks and associated differences in management, but these stocks have similar life history attributes.

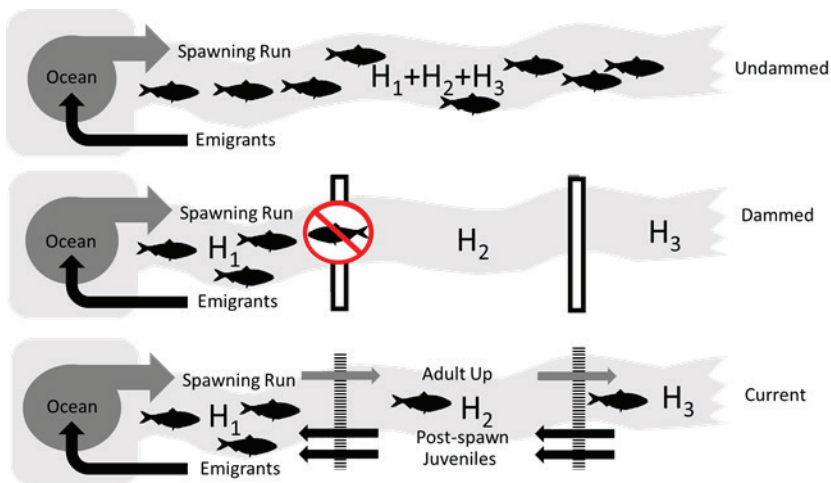
Data on historic riverine habitat in terms of surface area and existing dams and fishways within this habitat for Atlantic Coast rivers was gathered and ground-truthed with local American shad biologists. Historic riverine habitat upstream of existing dams was calculated from these data (Figure 1). Access is currently restricted to 38%, 44%, and 39% of historic riverine habitat for the semelparous, southern iteroparous, and northern iteroparous metapopulations, respectively. The U.S. component of the northern iteroparous metapopulation is the most impacted, with

restricted access to 65% of historic riverine habitat, while the Canadian component is least impacted (restricted access to 31% of historic riverine habitat).

Total stock abundance was projected under three habitat access scenarios (Figure 2), (1) historical habitat access unrestricted by dams, (2) habitat access as restricted by existing dams and no fish passage at all dams, and (3) habitat access as restricted by existing dams with optimistic fish passage at all dams. The abundances of American shad that survive to contribute to future population growth (spawner abundance) were compared across scenarios to understand impacts of dams relative to maximum spawner abundance that occurs when access to historic riverine habitat is unrestricted by dams. Though fish passage rates vary greatly across existing dams, optimistic constant rates (50% for upstream, 80% for downstream adults, and 90% for downstream juveniles) were applied in this assessment to provide a conservative estimate of dam impacts if ideal fish passage was available.

The assessment found that existing dams with no passage reduce the coastwide shad population's spawner abundance by approximately 41% compared to the expected spawner abundance with unrestricted access to historical riverine habitat. Surprisingly, optimistic fish passage rates at all existing dams only provide a modest increase (4%) in spawner abundance. All metapopulations are impacted by existing dams, but impacts

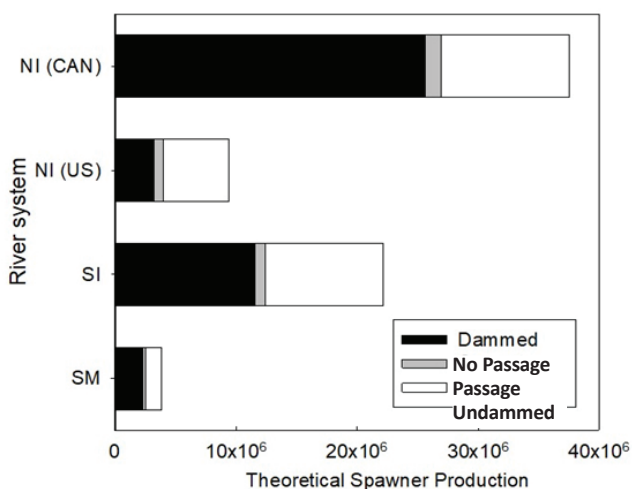
Figure 2. Conceptual diagrams of the three scenarios used to assess the impact of lost habitat and reduced connectivity on the coastwide spawner abundance of American shad due to dams.



generally increase for U.S. stocks moving from semelparous stocks in southern rivers to iteroparous stocks in northern rivers (Figure 3), while the Canadian component of the northern iteroparous metapopulation is impacted the least. Spawner abundance is reduced by 38% with no passage (34% with optimistic passage) for the semelparous metapopulation, 47% with no passage (45% with optimistic passage) for the southern iteroparous metapopulation, 65% with no passage (58% with optimistic passage) for the U.S. component of the northern iteroparous metapopulation, and 31% with no passage (28% with optimistic passage) for the Canadian component of the northern iteroparous metapopulation. The new dam and habitat modeling information provides important context to fishery managers on population rebuilding potential. The results indicate the effects of anthropogenic/human activities other than fishing on American shad stocks that can be used to prioritize recovery actions such as habitat restoration.

For more information, please contact Jeff Kipp, Senior Stock Assessment Scientist, at jkipp@asmfc.org or 703.842.0740.

Figure 3. Expected spawner abundance of American shad under the dam with no passage (“No Passage”), dam with optimistic passage (“Passage”), and no dam (“Undammed”) scenarios by metapopulation in the U.S. and Canada.



References

ASMFC. 2020. American Shad Benchmark Stock Assessment and Peer Review Report. Atlantic States Marine Fisheries Commission. Arlington, VA. 1208 p.

Stich, D.S., T.F. Sheehan, and J.D. Zydlewski. 2019. A dam passage performance standard model for American shad. *Canadian Journal of Fisheries and Aquatic Sciences* 76(5): 762-779.


Up Close and Personal: Meet Captain Jerry Morgan, ACCSP Advisor

At the time of the first Advisory Committee meeting in September 1996, it was noted that, “Organizationally, the Advisory Committee is to serve as the non-technical advisory group to the ACCSP Coordinating Council and Operations Committee on all aspects of program design and implementation, with their recommendations given equal weight to those of the technical committees.” Since then, the Advisory Committee has evolved into a broad reaching effort between state, regional, and federal program partners of the ACCSP, as well as commercial harvesters, anglers, and researchers. This group continues that evolution all the while advancing and broadening the exchange of information between these groups by providing meaningful industry input into the Program’s process. The input provided by advisors is given serious consideration and recommendations are respected.

Unfortunately, the Advisory Committee often struggles to find participants. The importance of this group to the ACCSP process has led the existing Advisory Committee and Operations Committee to begin a campaign to increase awareness of the group and recruit additional members. As part of this effort, ACCSP staff spent time talking with Advisory Committee member and past Chair Captain Jerry Morgan about his experiences as an ACCSP advisor.

Q. What made you agree to be an advisor?

A. The idea that in some small way my contribution makes a difference in our fisheries. One should not become an advisor because they like fish. They should do it because they have the desire to protect and enhance our fisheries so the resource can continue to provide. I also agreed to be an advisor because I also fish for recreation and food, and see the importance of managing stocks effectively. Being able to work with key elements of management, including catch and effort and biological aspects, bycatch influences, new technological advances and data



collection and reporting, as well as socioeconomic factors allows for better understanding on what goes into successful management plans.

Q. Why is this important to you?

A. Since I have a sincere interest in the fisheries, especially along the Atlantic coast, then certainly I want to get involved with helping it along. The waters are changing, the fisheries are changing, the climate is changing, people are changing, and development is changing. The only way to keep track of what is going on is to have effective management to bring good data. Without good data you do not have quality data, and then you do not have quality management.

Q. What is the time/effort commitment?

A. Minimally, there is the time spent at the meetings and the preparation for them, and pre-pandemic travel time was important as well.

When you really start getting involved with it what you want to do, and your position is up to you. You can make it as time consuming or spend as little time as you want. Perhaps you want to do a special project. I helped in the creation of the advisors guiding document, which is available online. There is the opportunity to get into a subcommittee to help evaluate options and make recommendations.

A key function of an advisor is to aid in the fiscal proposal process. State partners request grant money for projects and proposals related to ACCSP’s mission. Advisors can score and rank their request at the annual joint meeting of the Operations and Advisors Committees. Then funding is awarded, after being voted upon by the Coordinating Council. That is key and important as proposals from that joint effort become projects and priorities for the next fiscal year. A lot of states and partners rely on the projects to move ahead. Especially when funding is tight this provides opportunity as an organization.

continued, see CAPTAIN JERRY MORGAN on page 14



ACCSP is a cooperative state-federal program focused on the design, implementation, and conduct of marine fisheries statistics data collection programs and the integration of those data into a single data management system that will meet the needs of fishery managers, scientists, and fishermen. It is composed of representatives from natural resource management agencies coastwide, including the Atlantic States Marine Fisheries Commission, the three Atlantic fishery management councils, the 15 Atlantic states, the Potomac River Fisheries Commission, the D.C. Fisheries and Wildlife Division, NOAA Fisheries, and the U.S. Fish & Wildlife Service. For further information please visit www.accsp.org.



DUSTIN COLSON LEANING

For the first quarter of 2021, Dustin Colson Leaning, Fishery Management Plan Coordinator, was awarded Employee of the Quarter for his contributions to the Commission's fisheries management program. Since joining the Commission in June 2019, Dustin has brought to his position an enthusiasm for learning new things, exceptional collaborative and organizational skills, and a strong work ethic; all of which have enabled him to work on a multitude of high quality products. These qualities exemplify those of the award, namely - teamwork, initiative, responsibility, positive attitude, and results.

Over the past 2 years, Dustin has done an outstanding job coordinating the development of two pending amendments for Summer Flounder, Scup and Black Sea Bass and Bluefish. Dustin's close and effective collaborations with staff from the Commission and Mid-Atlantic Fishery Management Council, as well as committee members, has elevated the quality of the public hearing documents greatly. While working on one amendment can be challenging in and of itself, working on two amendments simultaneously while meeting the requirements of two management bodies can be daunting. Dustin's excellent time management, workload prioritization, and meticulous attention to detail have made his work seem effortless.

In addition to his efforts on two amendments, Dustin continues to provide support to his other species committees. He collaborated with the Bluefish Technical Committee and ACCSP to explore new avenues to collect needed recreational data. This led to Dustin's collaboration with the states to revise the current bluefish sampling protocols to reflect fish availability. Dustin also stepped in to help with the coordination of weakfish until another FMP Coordinator is ready to take up the reins. Finally, he generously shares his experience with others whenever he can.

Dustin's passion and enthusiasm are clearly evident in his interest in learning new issues within the fisheries management program. He builds strong working relationships with committee members and Commission staff, improving and promoting the Commission's management activities. These accomplishments reflect Dustin's obvious pride in his work and strong dedication to the Commission. His drive, inquisitiveness, and strong work ethic are clearly reflected in everything he does. As Employee of the Quarter, Dustin received a cash award and a letter of appreciation to be placed in his personal record. In addition, his name is on a plaque displayed in the Commission's lobby. Congratulations, Dustin!



JAYRAN FARZANEGAN

For the second quarter of 2021, Jayran Farzanegan, Accounting Manager, was awarded Employee of the Quarter for the impressive way she handled CARES Act funding disbursement. Since joining the Commission in November 2014, Jayran has brought to her position a keen attention to detail, strong initiative, and a remarkable ability to collaborate with and provide guidance to other staff members. Her efforts make her a valued member of the Finance and Administration Department.

In her position as Accounting Manager, Jayran seamlessly adapted and responded to the many changes and challenges brought on by the COVID-19 pandemic. Most notably, Jayran played a lead role in disbursing \$100 million in CARES Act funds to approximately 5,000 fisheries interests along the Atlantic coast. This included filing 1099s for all recipients and balancing the CARES Act checking account, which contained voided checks and partial funds that had been returned. Throughout the process, she demonstrated personal pride in the quality of her work as well as unwavering positivity.

Jayran consistently demonstrates the qualities of this award including the initiative to act without direction, the responsibility to solve unique problems, and a commitment to completing work, often ahead of schedule. Her efforts serve as a great example to others and are appreciated by our staff, Commissioners, and our federal partners at NOAA Fisheries. As Employee of the Quarter (EOQ), Jayran received a cash award and a letter of appreciation to be placed in her personal record. In addition, her name is on the EOQ plaque displayed in the Commission's lobby. Congratulations, Jayran!

State Delegation and Committee Organization in 117th Congress

With spring here and summer just over the horizon, the 117th Congress is firing on all cylinders. Committee schedules are packed, and the House and Senate floors are bustling most days. The charts below detail the membership of each Atlantic state delegation and selected committee assignments.

The Senate Commerce, Science and Transportation Committee wields primary jurisdiction over marine fisheries policy in the upper chamber; in the House that responsibility falls to the Natural Resources Committee. Each committee has a subcommittee focused on marine fisheries.

Senate Commerce, Science and Transportation Committee

- Maria Cantwell (D-WA), Chair
- Roger Wicker (R-MS), Ranking Member

Senate Oceans, Fisheries, Climate Change and Manufacturing Subcommittee

- Tammy Baldwin (D-WI), Chair
- Dan Sullivan (R-AK), Ranking Member

House Natural Resources Committee

- Raúl Grijalva (D-AZ), Chair
- Bruce Westermann (R-AK), Ranking Member

House Water Oceans and Wildlife Subcommittee

- Jared Huffman, (D-CA), Chair
- Cliff Bentz (R-OR), Ranking Member

Senate Appropriations Committee

- Patrick Leahy (D-VT), Chair
- Richard Shelby (R-AL), Vice Chair

Senate Commerce, Justice, Science Subcommittee

- Jeanne Shaheen (D-NH), Chair
- Jerry Moran (R-KS), Ranking Member

House Appropriations Committee

- Rosa DeLauro (D-CT) Chair
- Kay Granger (R-TX), Ranking Member

House Commerce, Justice, Science Subcommittee

- Matt Cartwright (D-PA), Chair
- Robert Aderholt (R-AL), Ranking Member


On this page and the next you can view the full list of Senators and Representatives for the 15 Atlantic coast states, including Pennsylvania and the various committees that they serve on.

U.S. Senate

KEY: [Commerce, Science & Transportation Committee Subcommittee on Oceans, Fisheries, Climate Change and Manufacturing](#)
[Appropriations Committee](#)
[Commerce, Justice, Science & Related Agencies Subcommittee](#)

1st Term

Maine		Delaware	
Susan M. Collins	R-ME	Christopher A. Coons	D-DE
Angus S., Jr. King	I-ME	Thomas R. Carper	D-DE
New Hampshire		Maryland	
Jeanne Shaheen (Chair)	D-NH	Benjamin L. Cardin	D-MD
Margaret Wood Hassan	D-NH	Chris Van Hollen	D-MD
Massachusetts		Virginia	
Edward J. Markey	D-MA	Mark R. Warner	D-VA
Elizabeth Warren	D-MA	Tim Kaine	D-VA
Rhode Island		North Carolina	
Jack Reed	D-RI	Thom Tillis	R-NC
Sheldon Whitehouse	D-RI	Richard Burr	R-NC
Connecticut		South Carolina	
Richard Blumenthal	D-CT	Lindsey Graham	R-SC
Christopher Murphy	D-CT	Tim Scott	R-SC
New York		Georgia	
Charles E. Schumer	D-NY	Jon Ossoff	D-GA
Kirsten E. Gillibrand	D-NY	Raphael G. Warnock	D-GA
New Jersey		Florida	
Robert Menendez	D-NJ	Marco Rubio	R-FL
Cory A. Booker	D-NJ	Rick Scott	R-FL
Pennsylvania			
Patrick J. Toomey	R-PA		
Robert P., Jr. Casey	D-PA		



U.S. House of Representatives

KEY: House Natural Resources *Water, Oceans & Wildlife Subcommittee*

House Appropriations Committee *Commerce, Justice, Science & Related Agencies Subcommittees*

1st Term

Maine		New York (cont'd)		Maryland		South Carolina (cont'd)	
Chellie Pingree	D-ME-01	Antonio Delgado	D-NY-19	Andy Harris	R-MD-01	Tom Rice	R-SC-07
Jared F. Golden	D-ME-02	Paul Tonko	D-NY-20	C. A. Dutch Ruppersberger	D-MD-02	Georgia	
New Hampshire		Elise M. Stefanik	R-NY-21	John P. Sarbanes	D-MD-03	Earl L. "Buddy" Carter	R-GA-01
Chris Pappas	D-NH-01	Claudia Tenney	R-NY-22	Anthony G. Brown	D-MD-04	Sanford D. Bishop Jr.	D-GA-02
Ann M. Kuster	D-NH-02	Tom Reed	R-NY-23	Steny H. Hoyer	D-MD-05	A. Drew Ferguson IV	R-GA-03
Massachusetts		John Katko	R-NY-24	David J. Trone	D-MD-06	Henry C. "Hank" Johnson Jr.	D-GA-04
Richard E. Neal	D-MA-01	Joseph D. Morelle	D-NY-25	Kweisi Mfume	D-MD-07	Nikema Williams	D-GA-05
James P. McGovern	D-MA-02	Brian Higgins	D-NY-26	Jamie Raskin	D-MD-08	Lucy McBath	D-GA-06
Lori Trahan	D-MA-02	Chris Jacobs	R-NY-27	Washington, DC		Carolyn Bourdeaux	D-GA-07
Jake Auchincloss	D-MA-02	New Jersey		Eleanor Holmes Norton	D-DC-AL	Austin Scott	R-GA-08
Katherine M. Clark	D-MA-02	Donald Norcross	D-NJ-01	Virginia		Andrew S. Clyde	R-GA-09
Seth Moulton	D-MA-02	Jefferson Van Drew	R-NJ-02	Robert J. Wittman	R-VA-01	Jody B. Hice	R-GA-10
Ayanna Pressley	D-MA-02	Andy Kim	D-NJ-03	Elaine G. Luria	D-VA-02	Barry Loudermilk	R-GA-11
Stephen F. Lynch	D-MA-02	Christopher H. Smith	R-NJ-04	Robert C. "Bobby" Scott	D-VA-03	Rick W. Allen	R-GA-12
William R. Keating	D-MA-02	Josh Gottheimer	D-NJ-05	A. Donald McEachin	D-VA-04	David Scott	D-GA-13
Rhode Island		Frank Pallone Jr.	D-NJ-06	Bob Good	R-VA-05	Marjorie Taylor Greene	R-GA-14
David N. Cicilline	D-RI-01	Tom Malinowski	D-NJ-07	Ben Cline	R-VA-06	Florida	
James R. Langevin	D-RI-02	Albio Sires	D-NJ-08	Abigail Davis Spanberger	D-VA-07	Matt Gaetz	R-FL-01
Connecticut		Bill Pascrell Jr.	D-NJ-09	Donald S. Beyer Jr.	D-VA-08	Neal P. Dunn	R-FL-02
John B. Larson	D-CT-01	Donald M. Payne Jr.	D-NJ-10	H. Morgan Griffith	R-VA-09	Kat Cammack	R-FL-03
Joe Courtney	D-CT-02	Mikie Sherrill	D-NJ-11	Jennifer Wexton	D-VA-10	John H. Rutherford	R-FL-04
Rosa L. DeLauro (Chair)	D-CT-03	Bonnie Watson Coleman	D-NJ-12	Gerald E. Connolly	D-VA-11	Al Lawson Jr.	D-FL-05
James A. Himes	D-CT-04	Pennsylvania		North Carolina		Michael Waltz	R-FL-06
Jahana Hayes	D-CT-05	Brian K. Fitzpatrick	R-PA-01	G. K. Butterfield	D-NC-01	Stephanie N. Murphy	D-FL-07
New York		Brendan F. Boyle	D-PA-02	Deborah K. Ross	D-NC-02	Bill Posey	R-FL-08
Lee Zeldin	R-NY-01	Dwight Evans	D-PA-03	Gregory F. Murphy	R-NC-03	Darren Soto	D-FL-09
Andrew R. Garbarino	R-NY-02	Madeleine Dean	D-PA-04	David E. Price	D-NC-04	Val Butler Demings	D-FL-10
Thomas R. Suozzi	D-NY-03	Mary Gay Scanlon	D-PA-05	Virginia Foxx	R-NC-05	Daniel Webster	R-FL-11
Kathleen M. Rice	D-NY-04	Chrissy Houlahan	D-PA-06	Kathy E. Manning	D-NC-06	Gus M. Bilirakis	R-FL-12
Gregory W. Meeks	D-NY-05	Susan Wild	D-PA-07	David Rouzer	R-NC-07	Charlie Crist	D-FL-13
Grace Meng	D-NY-06	Matt Cartwright (Chair)	D-PA-08	Richard Hudson	R-NC-08	Kathy Castor	D-FL-14
Nydia M. Velázquez	D-NY-07	Daniel Meuser	R-PA-09	Dan Bishop	R-NC-09	C. Scott Franklin	R-FL-15
Hakeem S. Jeffries	D-NY-08	Scott Perry	R-PA-10	Patrick T. McHenry	R-NC-10	Vern Buchanan	R-FL-16
Yvette D. Clarke	D-NY-09	Lloyd Smucker	R-PA-11	Madison Cawthorn	R-NC-11	W. Gregory Steube	R-FL-17
Jerrold Nadler	D-NY-10	Fred Keller	R-PA-12	Alma S. Adams	D-NC-12	Brian J. Mast	R-FL-18
Nicole Malliotakis	R-NY-11	John Joyce	R-PA-13	Ted Budd	R-NC-13	Byron Donalds	R-FL-19
Carolyn B. Maloney	D-NY-12	Guy Reschenthaler	R-PA-14	South Carolina		Alcee L. Hastings	D-FL-20
Adriano Espaillat	D-NY-13	Glenn Thompson	R-PA-15	Nancy Mace	R-SC-01	Lois Frankel	D-FL-21
Alexandria Ocasio-Cortez	D-NY-14	Mike Kelly	R-PA-16	Joe Wilson	R-SC-02	Theodore E. Deutch	D-FL-22
Ritchie Torres	D-NY-15	Conor Lamb	D-PA-17	Jeff Duncan	R-SC-03	Debbie Wasserman Schultz	D-FL-23
Jamaal Bowman	D-NY-16	Michael F. Doyle	D-PA-18	William R. Timmons IV	R-SC-04	Frederica S. Wilson	D-FL-24
Mondaire Jones	D-NY-17	Delaware		Ralph Norman	R-SC-05	Mario Diaz-Balart	R-FL-25
Sean Patrick Maloney	D-NY-18	Lisa Blunt Rochester	D-DE-AL	James E. Clyburn	D-SC-06	Carlos A. Gimenez	R-FL-26
						Maria Elvira Salazar	R-FL-27

For more information, please contact
Deke Tompkins, Legislative Executive Assistant, at dtompkins@asmfc.org.

Q. Why do you think your fellow fishermen should become advisors?

A. To provide partner input from the fishing community to ACCSP. In order to address concerns and or suggestions affecting data in fisheries and fisheries management. To enhance the scoring and ranking of the annual funding process.

Q. What else would you say to potential advisors?

A. There is always a void or miscommunication between management and fishers when it comes to fact-based information. Today, the internet transmission of some of the information is faster, although not necessarily easier. In addition to being able to broadcast fishing information over live internet, and radio I can communicate in person, via blog, and electronic correspondences. Members of ACCSP also have the ability to reach out to partners, fishing clubs, educational marine organizations, and marina gatherings using social media etc. to provide information.

If you think there is a fit, please consider contacting your state agency or ACCSP directly to obtain a spot and begin the process. I have been at this for a while, and so I can see the results, the effort, and the advancement that has been made over the years.

Q. How do you feel ACCSP has changed since you've been an advisor?

A. Like every organization, it has changed. The smaller you are, the more interaction you have with individuals and the more the decision making process is really amongst fewer people. When you become a part of the larger umbrella the resources are extended and the funds are extended. However, the impact of what ACCSP is trying to do both locally, coastwide and across the country is felt. In the long run, inroads will be met at a faster pace. From my perspective, there seems to be a lot more interaction, involvement, and discussion.

Q. Is there anything else you'd like to add?

A. When an individual is first approached it is important that it is conveyed to them what is involved. I noted earlier on there were issues with travel time along the coast. The other issue is when you are looking for the recreational or for-hire fishers to come on board to the Advisory Committee you need to look at their schedule. This is important because the ability for them to make money relies on the charters that they have. So when the Operations and Advisory Committees have meetings that are 2 hours or 3 hours at a time for few days during striped bass season or something it is a hardship. Now with the virtual meetings it alleviates that to a certain point removing travel time.

If you are interested in learning more about becoming an ACCSP advisor, please contact Marisa Powell, at Marisa.Powell@accsp.org.

Atlantic Striped Bass Board Continues to Move Forward on the Development of Draft Amendment 7

In May, the Atlantic Striped Bass Management Board met to review public comments and Advisory Panel (AP) recommendations on the Public Information Document for Draft Amendment 7 to the Interstate Fishery Management Plan (FMP), and provide guidance on which issues to include in the Draft Amendment. The purpose of the amendment is to update the management program in order to reflect current fishery needs and priorities given the status and understanding of the resource and fishery has changed considerably since implementation of Amendment 6 in 2003. The Board intends for the amendment to build upon the Addendum VI (2019) action to end overfishing and initiate rebuilding.

Prior to the Board's deliberations, Commission Chair Patrick Keliher provided opening remarks urging the Board to take action to address the downward trend of the Commission's flagship species. He stated, "While we are not at the point we were in 1984, the downward trend of this stock is evident in the assessment. For many of the Commission's species, we are no longer in a position to hold hope that things will revert to what they have previously been if we just hold static. The change is happening too fast and action needs to be taken." He further requested the Board to consider "what is best for this species, and also what is best for the future of the Commission."

After its review of the AP report, input received at the 11 virtual public hearings (targeting stakeholders from Maine to Virginia), and the more than 3,000 submitted comments, the Board approved the following issues for development in Draft Amendment 7: recreational release mortality, conservation equivalency, management triggers, and measures to protect the 2015 year class. These issues were identified during the public comment period as critically important to help rebuild the stock and update the management program. In its deliberations, the Board emphasized the need to take focused and meaningful actions to address the declining stock and allow for the expedient development and implementation of the amendment.

While the coastal commercial quota allocation issue will not be included for further consideration in the Draft Amendment, the Board requested staff from the Commission and the State of Delaware prepare background information, options, and timelines for possible inclusion in a separate management document. The remaining issues that will not be developed as part of the amendment will remain unchanged from current management measures. However, they can be included in the adaptive management section of Draft Amendment 7 and addressed in a separate management document following approval of the final amendment.

As the next step in the amendment process, the Plan Development Team (PDT) will develop options for the four issues approved by the Board for inclusion in Draft Amendment 7. The Board will meet again during the Commission's Summer Meeting in August to review the PDT's progress on the Draft Amendment and recommend any further changes to the document. Based on progress made on the Draft Amendment, the Board's next opportunity to meet and consider possible approval of the document for public comment will be in October during the Commission's Annual Meeting.

COMMISSIONERS



STEVEN MURPHEY

With his retirement in late January, Steve Murphey stepped down as North Carolina's Administrative Commissioner to the ASMFC. Steve was with the North Carolina Division of Marine Fisheries for more than 3 decades, holding a variety of positions, including artificial reef development, reef fish assessment, oyster sanctuary development, pollution and water quality surveys, seafood inspection, policy development and section management for habitat enhancement and coastal habitat protection. For the past two years, he served as Director of the Division overseeing the stewardship of the state's marine and estuarine resources, and ensuring sustainable marine and estuarine fisheries and habitats for the benefit and health of the people of North Carolina. We are grateful for Steve's early work as part of the Commission's Artificial Reef Committee and his later work as an ASMFC Commissioner. We wish Steve a long, healthy and happy retirement.



KATHY RAWLS

On May 1, Ms. Kathy Rawls, a 25-year Division member, was appointed Director of the NC Division of Marine Fisheries. Ms. Rawls began her career at the division in 1990 as a river herring technician and worked her way up to Biologist Supervisor, a position she held for eight years until May 2011, when she was promoted to Manager of the Division's Northern District, based in Elizabeth City. She became fisheries management section chief in April 2014.

Ms. Rawls was born and raised in Windsor, North Carolina and graduated from Lawrence Academy in Merry Hill. She earned a bachelor's degree in marine biology from the University of North Carolina at Wilmington in 1989.

She attributes her love for fishing and interest in marine biology to her parents. She recalled that when she was growing up, her dad was responsible for catching the fish (his success at this continues to be hit or miss even today) and she and her mom would cut open fish stomachs to see what they had been eating. With this background, Rawls knew from a very early age that she wanted to be a marine biologist.

Rawls continues to enjoy spending time with her family and friends fishing, going to the beach, camping, and riding 4-wheelers on the family farm. Please join us in welcoming Ms. Rawls to the Commission.



STAFF

LISA CARTY

In March, Lisa Carty joined the Commission staff as Deputy Director for Administration. In her position, Lisa will work with the Director of Finance and

Administration to lead an internal team to support the following areas: human resources, office administration, meetings, accounting, grants management and information technology. The Deputy Director will assist in developing and implementing plans and goals for the Finance and Administration Department and work with the Director to coordinate and supervise daily operations.

For the past 13 years, Lisa owned and operated a leading environmentally-friendly, reusable, and biodegradable baby diaper service in the Washington DC, Metropolitan area. Throughout her career, she has worn many entrepreneurial hats and has been most successful in providing organizational leadership and establishing business vision to achieve revenue goals. Through her work at the World Bank and the District of Columbia government, Lisa has honed her skills in human resources, contract negotiation, budgeting and financial management, issue resolution, web-based information technology, and social media marketing.

Lisa is no stranger to the Commission, having worked as the ASMFC's Personnel and Benefits Administrator beginning in 1998. She has fond memories of working with the staff, helping to develop databases, researching and organizing the original standard operating procedures, preparing for and attending annual meetings, or simply pitching in wherever needed. Although a lot has change over the past 23 years, Lisa still feels a strong connection to the Commission and still considers it "home." We are thrilled to have someone of Lisa's caliber working for us again. Welcome back, Lisa!



EMILIE FRANKE

In January, Emilie Franke joined the Commission staff as its newest Fishery Management Plan Coordinator, with coordination responsibilities for Atlantic striped bass, Atlantic herring, and Atlantic sturgeon. Some of you may be familiar with Emilie from her four years with the Chesapeake Bay

Program's Sustainable Fisheries Goal Team, where she led team projects, workshops, and regular meetings. Emilie received an undergraduate degree from Duke University and a Master of Marine Affairs from the University of Washington (UW). At UW, her master's project focused on West Coast groundfish catch shares. Following her master's program, she worked as a consultant at Northern Economics and as an independent consultant on projects ranging from fisheries to marine transportation.

With the initiation of Amendment 7 to the Atlantic Striped Bass Fishery Management Plan, Emilie has jumped right into the thick of it, conducting 11 public hearings throughout March and April, and leading the Atlantic Striped Bass Board through its review of submitted public comment and its subsequent discussions on what to include in the draft amendment. Please join us in welcoming Emilie to the Commission.

Atlantic Coastal Management

The Commission and the New England Fishery Management Council jointly manage winter flounder with complementary management plans that regulate state and federal waters based on fishery needs and the biology of winter flounder. The Council includes winter flounder as part of the Northeast Multispecies Fishery Management Plan (Groundfish FMP). Federal management focuses on the commercial fishery because the bulk of harvest in federal waters is from that sector.

The Commission’s Amendment 1 (2005) and Addendum I (2009) are designed to protect spawning females migrating to inshore spawning grounds because they are easily located and caught when congregated for spawning. Amendment 1 established a minimum size limit, shortened seasons, and lowered trip/bag limits to reduce fishing pressure on spawning fish and rebuild the spawning stock biomass to target levels. Amendment 1 complemented Amendment 13 and Framework 42 to the Groundfish FMP.

The Commission and Council use stock area-specific management measures for both the recreational and commercial sectors of the fishery. The variability in biology, as well as current and historical exploitation patterns, necessitate the delineation of stock units where growth, seasonal movement, and female maturity schedules are similar enough to be modeled as one group. Within these stock groups, winter flounder move across state boundaries, and between state and federal waters. Of the three winter flounder management areas, the Commission participates in the management of the GOM and SNE/MA stocks.

Based on the results of the 2008 benchmark stock assessment, which estimated the SNE/MA stock at 9% of the target biomass, the Winter Flounder Management Board (Board) initiated Addendum I, the Secretary of Commerce prohibited retention of SNE/MA winter

2021-2023 Winter Flounder Commercial and Recreational Measures for the Gulf of Maine and Southern New England/Mid-Atlantic Stocks

Stock	Sector	Trip Limit/ Possession Limit	Size Limit	Season	Gear
GOM	Commercial	500 lbs/trip/day	12"	Maintain closures	Minimum 6.5" square or diamond mesh in cod-end
	Recreational	8 fish	12"	Open all year	
SNE/MA	Commercial	50 lbs/38 fish/trip/day	12"	Maintain closures	Minimum 6.5" square or diamond mesh in cod-end; 100-lb mesh trigger
	Recreational	2 fish	12"	March 1 – December 31	

flounder through interim action in federal waters, and the Council included measures to incorporate the assessment results into Amendment 16 to the Groundfish FMP (Amendment 16). Rather than prohibit possession, which would result in increased discard mortality and loss of fishery-dependent data, the Commission opted to establish bycatch-only possession limits for the SNE/MA stock in state waters. Addendum I limits recreational fishermen to 2 fish and commercial fishermen can land a maximum of 50 pounds (or 38 fish) in the SNE/MA; these regulations remain in place today. Addendum I also required states to reduce GOM recreational fishing mortality by 11% and established a 250 pound commercial trip limit.

The Board approved Addendum II (2012) to modify the commercial and recreational management requirements for the GOM stock. Specifically, the commercial trip limit was increased to 500 pounds per trip and the recreational season was expanded to encompass the entire year. In May 2013, the Board passed Addendum III for the GOM and SNE/MA fisheries in order to annually set commercial and recreational specifications. These specifications may be set for up to 3 years, and may be revised if new information is released within the 3 year period. At the February Commission meeting, the Board set status quo specifications for the 2021-2023 fishing years (see table). For more information, please contact Dustin Colson Leaning, Fishery Management Plan Coordinator, at dleaning@asmfc.org.



Winter flounder in seagrass (c) Carl LoBue, TNC